

BGS SteelShowdown

6/11/2016

Match Results (by time)

Final	Name	Number	Class	Division	Time	Stage 1 (Smoke & Hope)	Stage 2 (Ugly W)	Stage 3 (Round About)	Stage 4 (Step On)	Stage 5 (Mozambique)	Stage 6 (Draw)
1	West, Barry		A	RFRO	42.39	8.95	11.48	9.22	7.37	3.02	2.35
2	Davis, Ryan		U	RFPO	45.96	10.40	12.34	10.35	6.48	3.83	2.56
3	Carroll, Kevin		U	RFRO	50.79	11.38	12.32	11.86	8.50	4.20	2.53
4	Crager, David			RFPO	51.29	13.24	12.83	10.94	7.56	3.96	2.76
5	Degrant, Ken		U	RFPI	52.20	11.58	15.21	11.85	6.84	3.93	2.79
6	Kifer, Jeremy		U	RFPI	59.17	13.46	16.33	12.40	8.33	5.14	3.51
7	Mansfield, Thomas			RFRO	64.27	13.16	18.32	14.48	10.32	4.31	3.68
8	Bowman, Todd		U	RFPI	65.89	11.67	19.71	14.38	11.52	5.31	3.30
9	Newton, Mike		A	RFRO	66.57	14.03	14.69	18.33	8.22	3.85	7.45
10	Hay, David		A	RFPO	66.72	15.14	17.48	15.65	8.94	5.32	4.19
11	Kraman, Seth			OPN	73.66	13.62	16.81	19.19	11.75	8.41	3.88
12	Green, George			RFPO	75.92	14.11	15.39	18.94	15.08	8.91	3.49
13	Serafini, Brian		X	RFPO	76.63	21.82	18.66	15.06	9.94	6.71	4.44
14	Cerzosie, Joe		U	PCCO	77.29	12.89	14.79	12.89	11.05	5.67	20.00
15	Massie, Kevin		U	RFPI	80.81	16.68	23.28	19.95	9.85	5.22	5.83
16	Back, Russell		A	RFPI	85.70	19.47	24.01	18.26	13.17	6.43	4.36
17	Cook, Frank		U	LTD	86.20	15.74	21.50	19.87	12.09	10.19	6.81
18	Davidson, Brad		A	LTD	90.00	17.76	21.09	19.76	13.86	9.80	7.73
19	Hartley, Julie		A	RFPI	90.47	19.78	23.66	22.95	12.69	6.33	5.06
20	Owens, Shaun		U	LTD	94.44	16.37	25.82	20.98	12.69	8.43	10.15
21	Arnold, Mike		none	LTD	97.30	17.98	25.32	22.69	15.07	10.04	6.20
22	Pelfrey, Savanna		A	RFPO	97.93	20.71	24.97	22.47	12.76	8.12	8.90
23	Decot, Miles		A	RFRO	102.46	19.46	27.79	21.26	20.53	8.87	4.55
24	Cerise, Tracy		A	LTD	103.45	20.28	25.97	20.02	18.03	10.62	8.53
25	Liau, James		A	LTD	116.38	20.65	32.31	25.64	16.42	7.85	13.51
26	Back, Daniel		A	OPN	117.48	30.51	29.96	25.68	18.10	8.46	4.77
27	Berger, Rolando		U	OPN	119.75	23.52	28.96	23.74	19.44	15.31	8.78
28	Russell, Ryan		A	LTD	123.68	25.41	33.03	24.95	18.00	11.05	11.24
29	Lanning, Grant		A	LTD	124.88	25.33	30.29	24.59	17.91	12.05	14.71
30	Conway, Tim		A	OPN	125.68	24.13	28.21	29.55	20.61	13.77	9.41
31	Hyde, Dennis		none	RFPI	130.57	22.02	36.06	34.16	20.25	12.51	5.57
32	Wiggam, Mark		U	RFPI	141.80	24.20	48.12	29.42	23.95	9.79	6.32
33	Garner, Roy		A	LTD	142.00	23.39	35.44	30.65	34.27	12.00	6.25
34	Thompson, Rufus		none	LTD	142.26	24.44	45.08	25.28	16.42	11.04	20.00
35	Garner, Brad		A	LTD	157.27	28.67	36.87	36.91	19.06	23.08	12.68
36	Lurton, Jim		A	LTD	170.71	32.56	44.01	38.86	31.64	9.51	14.13
37	Brewer, Amanda		A	LTD	176.70	36.83	35.50	45.33	24.78	19.09	15.17
38	Gatson, Anthony		A	LTD	193.43	31.53	62.79	36.94	29.90	18.98	13.29
39	Decot, Donavon		U	RFPI	212.30	15.70	24.76	33.19	120.00	6.59	12.06
40	Gaston, Cameron		A	LTD	266.03	48.54	92.94	47.80	35.94	24.57	16.24
41	Decot, Stefani		U	RFPI	323.77	34.16	40.78	108.59	120.00	12.55	7.69

BGSL SteelShowdown
6/11/2016
Match Results (division by time)

LTD (Limited)

Final	Name	Number	Class	Division	Time	Stage 1 (Smoke & Hope)	Stage 2 (Ugly W)	Stage 3 (Round About)	Stage 4 (Step On)	Stage 5 (Mozambique)	Stage 6 (Draw)
1	Cook, Frank		U	LTD	86.20	15.74	21.50	19.87	12.09	10.19	6.81
2	Davidson, Brad		A	LTD	90.00	17.76	21.09	19.76	13.86	9.80	7.73
3	Owens, Shaun		U	LTD	94.44	16.37	25.82	20.98	12.69	8.43	10.15
4	Arnold, Mike		none	LTD	97.30	17.98	25.32	22.69	15.07	10.04	6.20
5	Cerise, Tracy		A	LTD	103.45	20.28	25.97	20.02	18.03	10.62	8.53
6	Liau, James		A	LTD	116.38	20.65	32.31	25.64	16.42	7.85	13.51
7	Russell, Ryan		A	LTD	123.68	25.41	33.03	24.95	18.00	11.05	11.24
8	Lanning, Grant		A	LTD	124.88	25.33	30.29	24.59	17.91	12.05	14.71
9	Garner, Roy		A	LTD	142.00	23.39	35.44	30.65	34.27	12.00	6.25
10	Thompson, Rufus		none	LTD	142.26	24.44	45.08	25.28	16.42	11.04	20.00
11	Garner, Brad		A	LTD	157.27	28.67	36.87	36.91	19.06	23.08	12.68
12	Lurton, Jim		A	LTD	170.71	32.56	44.01	38.86	31.64	9.51	14.13
13	Brewer, Amanda		A	LTD	176.70	36.83	35.50	45.33	24.78	19.09	15.17
14	Gatson, Anthony		A	LTD	193.43	31.53	62.79	36.94	29.90	18.98	13.29
15	Gaston, Cameron		A	LTD	266.03	48.54	92.94	47.80	35.94	24.57	16.24

OPN (Open)

Final	Name	Number	Class	Division	Time	Stage 1 (Smoke & Hope)	Stage 2 (Ugly W)	Stage 3 (Round About)	Stage 4 (Step On)	Stage 5 (Mozambique)	Stage 6 (Draw)
1	Kraman, Seth			OPN	73.66	13.62	16.81	19.19	11.75	8.41	3.88
2	Back, Daniel		A	OPN	117.48	30.51	29.96	25.68	18.10	8.46	4.77
3	Berger, Rolando		U	OPN	119.75	23.52	28.96	23.74	19.44	15.31	8.78
4	Conway, Tim		A	OPN	125.68	24.13	28.21	29.55	20.61	13.77	9.41

PCCO (Pistol Caliber Carbine Optic)

Final	Name	Number	Class	Division	Time	Stage 1 (Smoke & Hope)	Stage 2 (Ugly W)	Stage 3 (Round About)	Stage 4 (Step On)	Stage 5 (Mozambique)	Stage 6 (Draw)
1	Cerzosie, Joe		U	PCCO	77.29	12.89	14.79	12.89	11.05	5.67	20.00

RFPI (Rim Fire Pistol Iron Sights)

Final	Name	Number	Class	Division	Time	Stage 1 (Smoke & Hope)	Stage 2 (Ugly W)	Stage 3 (Round About)	Stage 4 (Step On)	Stage 5 (Mozambique)	Stage 6 (Draw)
1	Degrant, Ken		U	RFPI	52.20	11.58	15.21	11.85	6.84	3.93	2.79
2	Kifer, Jeremy		U	RFPI	59.17	13.46	16.33	12.40	8.33	5.14	3.51
3	Bowman, Todd		U	RFPI	65.89	11.67	19.71	14.38	11.52	5.31	3.30
4	Massie, Kevin		U	RFPI	80.81	16.68	23.28	19.95	9.85	5.22	5.83
5	Back, Russell		A	RFPI	85.70	19.47	24.01	18.26	13.17	6.43	4.36
6	Hartley, Julie		A	RFPI	90.47	19.78	23.66	22.95	12.69	6.33	5.06
7	Hyde, Dennis		none	RFPI	130.57	22.02	36.06	34.16	20.25	12.51	5.57

8	Wiggam, Mark		U	RFPI	141.80	24.20	48.12	29.42	23.95	9.79	6.32
9	Decot, Donavon		U	RFPI	212.30	15.70	24.76	33.19	120.00	6.59	12.06
10	Decot, Stefani		U	RFPI	323.77	34.16	40.78	108.59	120.00	12.55	7.69

RFPO (Rim Fire Pistol Optics)

Final	Name	Number	Class	Division	Time	Stage 1 (Smoke & Hope)	Stage 2 (Ugly W)	Stage 3 (Round About)	Stage 4 (Step On)	Stage 5 (Mozambique)	Stage 6 (Draw)
1	Davis, Ryan		U	RFPO	45.96	10.40	12.34	10.35	6.48	3.83	2.56
2	Crager, David			RFPO	51.29	13.24	12.83	10.94	7.56	3.96	2.76
3	Hay, David		A	RFPO	66.72	15.14	17.48	15.65	8.94	5.32	4.19
4	Green, George			RFPO	75.92	14.11	15.39	18.94	15.08	8.91	3.49
5	Serafini, Brian		X	RFPO	76.63	21.82	18.66	15.06	9.94	6.71	4.44
6	Pelfrey, Savanna		A	RFPO	97.93	20.71	24.97	22.47	12.76	8.12	8.90

RFRO (Rim Fire Rifle Optics)

Final	Name	Number	Class	Division	Time	Stage 1 (Smoke & Hope)	Stage 2 (Ugly W)	Stage 3 (Round About)	Stage 4 (Step On)	Stage 5 (Mozambique)	Stage 6 (Draw)
1	West, Barry		A	RFRO	42.39	8.95	11.48	9.22	7.37	3.02	2.35
2	Carroll, Kevin		U	RFRO	50.79	11.38	12.32	11.86	8.50	4.20	2.53
3	Mansfield, Thomas			RFRO	64.27	13.16	18.32	14.48	10.32	4.31	3.68
4	Newton, Mike		A	RFRO	66.57	14.03	14.69	18.33	8.22	3.85	7.45
5	Decot, Miles		A	RFRO	102.46	19.46	27.79	21.26	20.53	8.87	4.55

BGSL SteelShowdown
 Category Leaders : 6/11/2016

Lady

Place	Name	Number	Class	Division	Time	Stage 1 (Smoke & Hope)	Stage 2 (Ugly W)	Stage 3 (Round About)	Stage 4 (Step On)	Stage 5 (Mozambique)	Stage 6 (Draw)
1	Hartley, Julie		A	RFPI	90.47	19.78	23.66	22.95	12.69	6.33	5.06
2	Pelfrey, Savanna		A	RFPO	97.93	20.71	24.97	22.47	12.76	8.12	8.90
3	Decot, Stefani		U	RFPI	203.77	34.16	40.78	108.59	(null)	12.55	7.69

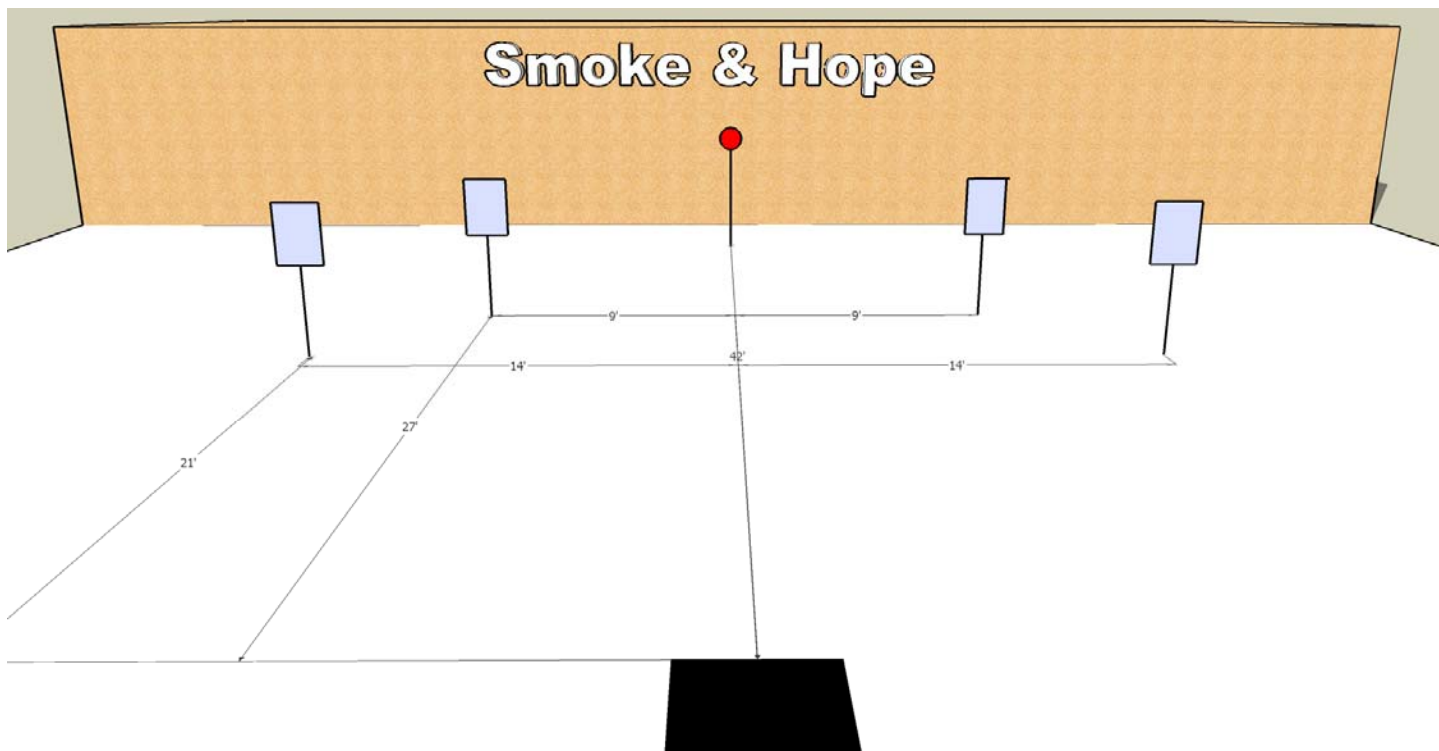
Junior

Place	Name	Number	Class	Division	Time	Stage 1 (Smoke & Hope)	Stage 2 (Ugly W)	Stage 3 (Round About)	Stage 4 (Step On)	Stage 5 (Mozambique)	Stage 6 (Draw)
1	Decot, Stefani		U	RFPI	203.77	34.16	40.78	108.59	(null)	12.55	7.69

Senior

Place	Name	Number	Class	Division	Time	Stage 1 (Smoke & Hope)	Stage 2 (Ugly W)	Stage 3 (Round About)	Stage 4 (Step On)	Stage 5 (Mozambique)	Stage 6 (Draw)
1	Thompson, Rufus		none	LTD	142.26	24.44	45.08	25.28	16.42	11.04	20.00

Stage 1



Start Position: Facing Down Range with Wrist above Shoulders and Firearm Holstered
***** (RimFire – Pointed at muzzle stick)

Course of Fire: Engage each target with 1 round – End with Stop Plate

Stop Plate : RED Plate

Maximum String Time : 30 Seconds

Penalties: 3 Seconds - Foot Fault, Creeping, Missing a Plate or out of order,
30 Seconds – Missing Stop Plate

*Missed Plates can not be made up after hitting the stop plate

4 – 4” Sticks, 1 – 5” Stick, 4- 18x24, 1- 12”

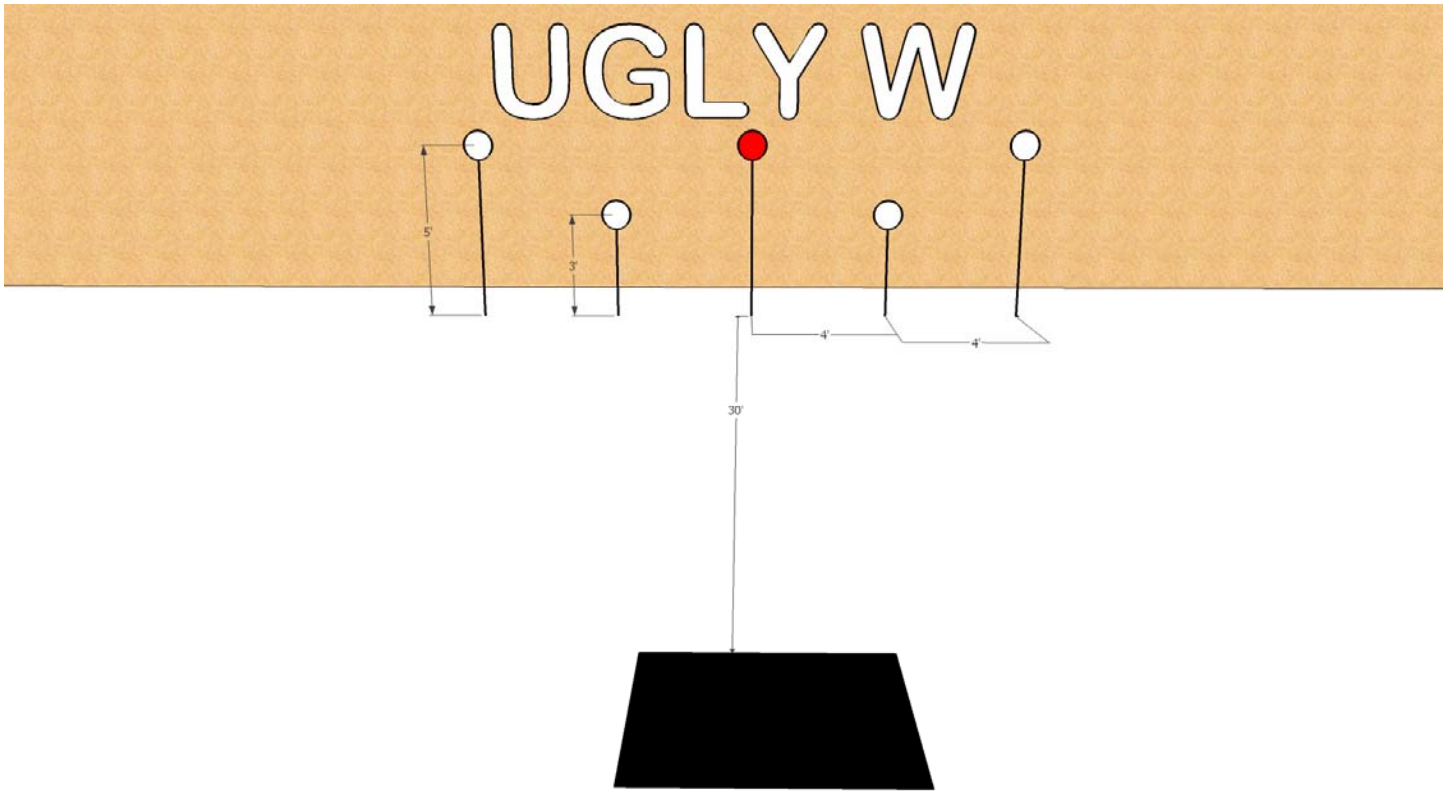
BGSL SteelShowdown
6/11/2016

Smoke & Hope - Combined

Final	Name	Number	Class	Division	Time	String 1		String 2		String 3		String 4		String 5	
						Raw	Pen	Raw	Pen	Raw	Pen	Raw	Pen	Raw	Pen
1	West, Barry		A	RFRO	8.95	2.33	-	2.35	-	2.24	-	2.18	-	2.20	-
2	Davis, Ryan		U	RFPO	10.40	2.89	-	2.84	-	2.65	-	2.64	-	2.27	-
3	Carroll, Kevin		U	RFRO	11.38	2.84	-	2.87	-	2.83	-	4.56	-	2.84	-
4	Degrant, Ken		U	RFPI	11.58	3.57	-	3.62	-	2.43	-	2.91	-	2.67	-
5	Bowman, Todd		U	RFPI	11.67	3.01	-	5.29	-	2.80	-	2.69	-	3.17	-
6	Cerzosie, Joe		U	PCCO	12.89	3.46	-	3.12	-	3.20	-	3.11	-	3.97	-
7	Mansfield, Thomas			RFRO	13.16	4.53	-	3.58	-	3.49	-	3.23	-	2.86	-
8	Crager, David			RFPO	13.24	5.46	-	2.83	-	2.80	-	4.94	-	2.67	-
9	Kifer, Jeremy		U	RFPI	13.46	4.29	-	3.39	-	3.60	-	3.26	-	3.21	-
10	Kraman, Seth			OPN	13.62	3.24	-	3.26	-	4.46	-	3.84	-	3.28	-
11	Newton, Mike		A	RFRO	14.03	3.66	-	3.75	-	3.43	-	3.63	-	3.31	-
12	Green, George			RFPO	14.11	3.73	-	3.80	-	3.48	-	3.71	-	3.19	-
13	Hay, David		A	RFPO	15.14	3.49	-	6.65	-	4.06	-	3.93	-	3.66	-
14	Decot, Donavon		U	RFPI	15.70	3.97	-	3.68	-	4.02	-	4.03	-	4.31	-
15	Cook, Frank		U	LTD	15.74	4.14	-	4.28	-	4.59	-	3.75	-	3.57	-
16	Owens, Shaun		U	LTD	16.37	4.22	-	4.21	-	3.87	-	4.07	-	5.86	-
17	Massie, Kevin		U	RFPI	16.68	3.90	-	4.42	-	4.05	-	4.31	-	4.42	-
18	Davidson, Brad		A	LTD	17.76	4.82	-	6.65	-	4.46	-	4.00	-	4.48	-
19	Arnold, Mike		none	LTD	17.98	4.08	-	4.98	-	4.00	-	5.74	-	4.92	-
20	Decot, Miles		A	RFRO	19.46	6.04	-	30.00	-	2.31	-	4.85	-	6.26	-
21	Back, Russell		A	RFPI	19.47	6.09	-	5.54	-	5.12	-	4.25	-	4.56	-
22	Hartley, Julie		A	RFPI	19.78	5.55	-	5.08	-	6.15	-	4.51	-	4.64	-
23	Cerise, Tracy		A	LTD	20.28	4.86	-	5.79	-	5.10	-	4.53	-	12.03	-
24	Liau, James		A	LTD	20.65	4.16	-	4.41	-	9.58	-	5.96	-	6.12	-
25	Pelfrey, Savanna		A	RFPO	20.71	4.68	-	6.99	-	4.58	-	6.52	-	4.93	-
26	Serafini, Brian		X	RFPO	21.82	9.40	-	9.83	-	4.83	-	3.80	-	3.79	-
27	Hyde, Dennis		none	RFPI	22.02	5.62	-	8.40	-	5.94	-	4.83	-	5.63	-
28	Garner, Roy		A	LTD	23.39	5.37	-	6.36	-	5.86	-	7.22	-	5.80	-
29	Berger, Rolando		U	OPN	23.52	6.82	-	5.39	-	5.99	-	5.32	-	11.33	-
30	Conway, Tim		A	OPN	24.13	8.17	-	6.38	-	6.64	-	5.84	-	5.27	-
31	Wiggam, Mark		U	RFPI	24.20	30.00	-	7.14	-	5.94	-	5.22	-	5.90	-
32	Thompson, Rufus		none	LTD	24.44	8.19	-	5.96	-	5.95	-	4.91	-	7.62	-
33	Lanning, Grant		A	LTD	25.33	6.64	-	7.44	-	6.20	-	5.95	-	6.54	-
34	Russell, Ryan		A	LTD	25.41	6.58	-	7.52	-	9.88	-	6.03	-	5.28	-
35	Garner, Brad		A	LTD	28.67	7.63	-	9.00	-	7.48	-	8.22	-	5.34	-
36	Back, Daniel		A	OPN	30.51	9.27	-	5.34	-	10.38	-	8.76	-	7.14	-
37	Gatson, Anthony		A	LTD	31.53	7.23	-	5.75	-	6.91	-	11.64	-	16.02	-

38	Lurton, Jim		A	LTD	32.56	9.19	-	8.42	-	8.74	-	9.51	-	6.21	-
39	Decot, Stefani		U	RFPI	34.16	13.41	-	8.71	-	7.29	-	7.32	-	10.84	-
40	Brewer, Amanda		A	LTD	36.83	11.87	-	12.84	-	9.79	-	7.28	-	7.89	-
41	Gaston, Cameron		A	LTD	48.54	16.94	-	10.54	-	8.43	-	14.17	-	15.40	-

Stage 2 – Bay 2



Start Position: Facing Down Range with Wrist above Shoulders and Firearm Holstered
***** (RimFire – Pointed at muzzle stick)

Course of Fire: Engage each target with 1 round – End with Stop Plate

Stop Plate : Red Plate

Maximum String Time : 30 Seconds

Penalties: **3 Seconds** - Foot Fault, Creeping, Missing a Plate or out of order,
30 Seconds – Missing Stop Plate

*Missed Plates can not be made up after hitting the stop plate

5-10" Plates , 1- Shooting Box, 3-5' Sticks, 2-3' Sticks (10 Big Spikes, 2 Little Spikes)

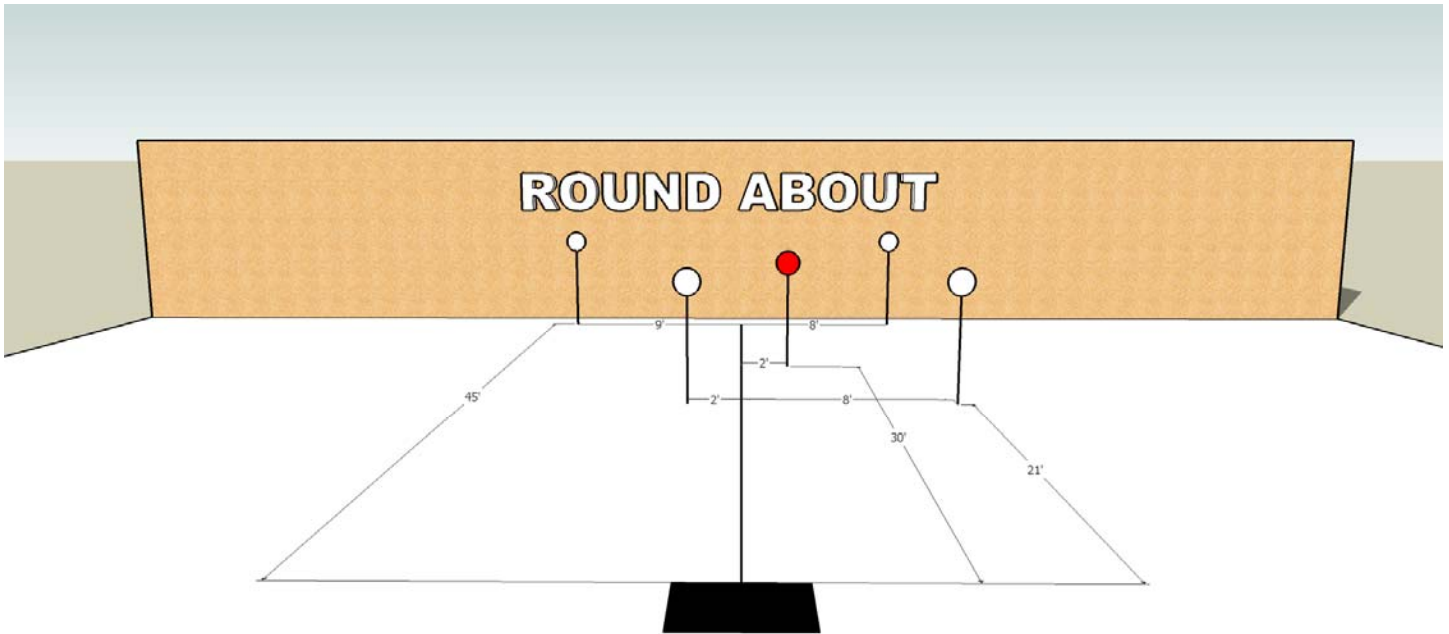
BGSL SteelShowdown
6/11/2016

Ugly W - Combined

Final	Name	Number	Class	Division	Time	String 1		String 2		String 3		String 4		String 5	
						Raw	Pen	Raw	Pen	Raw	Pen	Raw	Pen	Raw	Pen
1	West, Barry		A	RFRO	11.48	3.42	-	3.40	-	3.01	-	2.66	-	2.41	-
2	Carroll, Kevin		U	RFRO	12.32	3.16	-	2.99	-	3.06	-	3.11	-	3.49	-
3	Davis, Ryan		U	RFPO	12.34	3.69	-	3.06	-	3.29	-	3.06	-	2.93	-
4	Crager, David			RFPO	12.83	3.46	-	3.12	-	3.01	-	3.24	-	3.51	-
5	Newton, Mike		A	RFRO	14.69	3.54	-	3.35	-	4.94	-	4.10	-	3.70	-
6	Cerzosie, Joe		U	PCCO	14.79	4.48	-	3.42	-	3.50	-	4.36	-	3.51	-
7	Degrant, Ken		U	RFPI	15.21	3.68	-	4.57	-	3.45	-	3.95	-	4.13	-
8	Green, George			RFPO	15.39	3.13	-	4.04	-	4.18	-	4.04	-	4.13	3.00
9	Kifer, Jeremy		U	RFPI	16.33	4.22	-	6.67	-	4.80	-	3.66	-	3.65	-
10	Kraman, Seth			OPN	16.81	4.78	-	4.45	-	5.28	-	3.30	-	4.28	-
11	Hay, David		A	RFPO	17.48	4.78	-	4.33	-	4.41	-	3.96	-	5.59	-
12	Mansfield, Thomas			RFRO	18.32	4.36	-	4.65	-	4.71	-	4.60	-	12.37	-
13	Serafini, Brian		X	RFPO	18.66	5.57	-	4.86	-	4.10	-	5.56	-	4.14	-
14	Bowman, Todd		U	RFPI	19.71	3.15	-	5.02	-	6.75	-	5.39	-	6.15	-
15	Davidson, Brad		A	LTD	21.09	5.66	-	5.19	-	6.56	-	5.30	-	4.94	-
16	Cook, Frank		U	LTD	21.50	5.17	-	5.32	-	6.20	-	5.74	-	5.27	-
17	Massie, Kevin		U	RFPI	23.28	4.97	-	5.74	-	5.09	-	7.68	-	7.48	-
18	Hartley, Julie		A	RFPI	23.66	9.65	-	5.01	-	7.32	-	5.89	-	5.44	-
19	Back, Russell		A	RFPI	24.01	5.59	-	5.67	-	8.79	-	5.32	-	7.43	-
20	Decot, Donavon		U	RFPI	24.76	6.06	-	7.78	-	7.04	-	5.97	-	5.69	-
21	Pelfrey, Savanna		A	RFPO	24.97	10.08	-	6.61	-	6.38	-	6.07	-	5.91	-
22	Arnold, Mike		none	LTD	25.32	4.86	-	6.21	-	6.39	-	11.73	-	7.86	-
23	Owens, Shaun		U	LTD	25.82	6.41	-	8.85	-	6.75	-	6.18	-	6.48	-
24	Cerise, Tracy		A	LTD	25.97	8.35	-	7.13	-	6.69	-	6.35	-	5.80	-
25	Decot, Miles		A	RFRO	27.79	9.44	-	9.92	-	6.01	-	5.73	-	6.61	-
26	Conway, Tim		A	OPN	28.21	7.12	-	7.66	-	6.76	-	9.27	-	6.67	-
27	Berger, Rolando		U	OPN	28.96	8.42	-	6.83	-	6.41	-	7.30	-	10.32	-
28	Back, Daniel		A	OPN	29.96	6.45	-	14.91	-	7.56	-	9.43	-	6.52	-
29	Lanning, Grant		A	LTD	30.29	8.86	-	11.10	-	8.22	-	5.96	-	7.25	-
30	Liau, James		A	LTD	32.31	11.64	-	9.90	-	7.00	-	8.28	-	7.13	-
31	Russell, Ryan		A	LTD	33.03	8.62	-	7.69	-	6.96	-	9.78	-	9.76	-
32	Garner, Roy		A	LTD	35.44	7.89	-	6.50	-	11.43	-	9.62	-	12.67	-
33	Brewer, Amanda		A	LTD	35.50	10.32	-	9.50	-	6.92	-	8.76	-	19.34	6.00
34	Hyde, Dennis		none	RFPI	36.06	16.57	-	9.51	-	11.90	-	7.39	-	7.26	-
35	Garner, Brad		A	LTD	36.87	10.42	-	9.78	-	11.66	-	8.87	-	7.80	-
36	Decot, Stefani		U	RFPI	40.78	7.28	-	10.22	-	11.61	-	11.67	-	15.25	-
37	Lurton, Jim		A	LTD	44.01	12.25	-	9.91	-	15.90	6.00	11.55	-	7.30	3.00
38	Thompson, Rufus		none	LTD	45.08	11.43	-	11.50	-	10.61	-	11.54	-	14.10	-

39	Wiggam, Mark		U	RFPI	48.12	9.94	-	30.00	-	6.83	-	10.15	-	21.20	-
40	Gatson, Anthony		A	LTD	62.79	22.66	-	23.13	-	14.21	-	16.58	-	9.34	-
41	Gaston, Cameron		A	LTD	92.94	14.98	-	23.93	-	24.03	-	30.00	-	30.00	-

Stage 3 – Bay 3



Start Position: Facing Down Range with Wrist above Shoulders and Firearm Holstered
***** (RimFire – Pointed at muzzle stick)

Course of Fire: Engage each target with 1 round – End with Stop Plate

Stop Plate : RED Plate

Maximum String Time : 30 Seconds

Penalties: 3 Seconds - Foot Fault, Creeping, Missing a Plate or out of order,
30 Seconds – Missing Stop Plate

*Missed Plates can not be made up after hitting the stop plate

Sticks 5-5”
Plates 5 – 12”
Box - 1

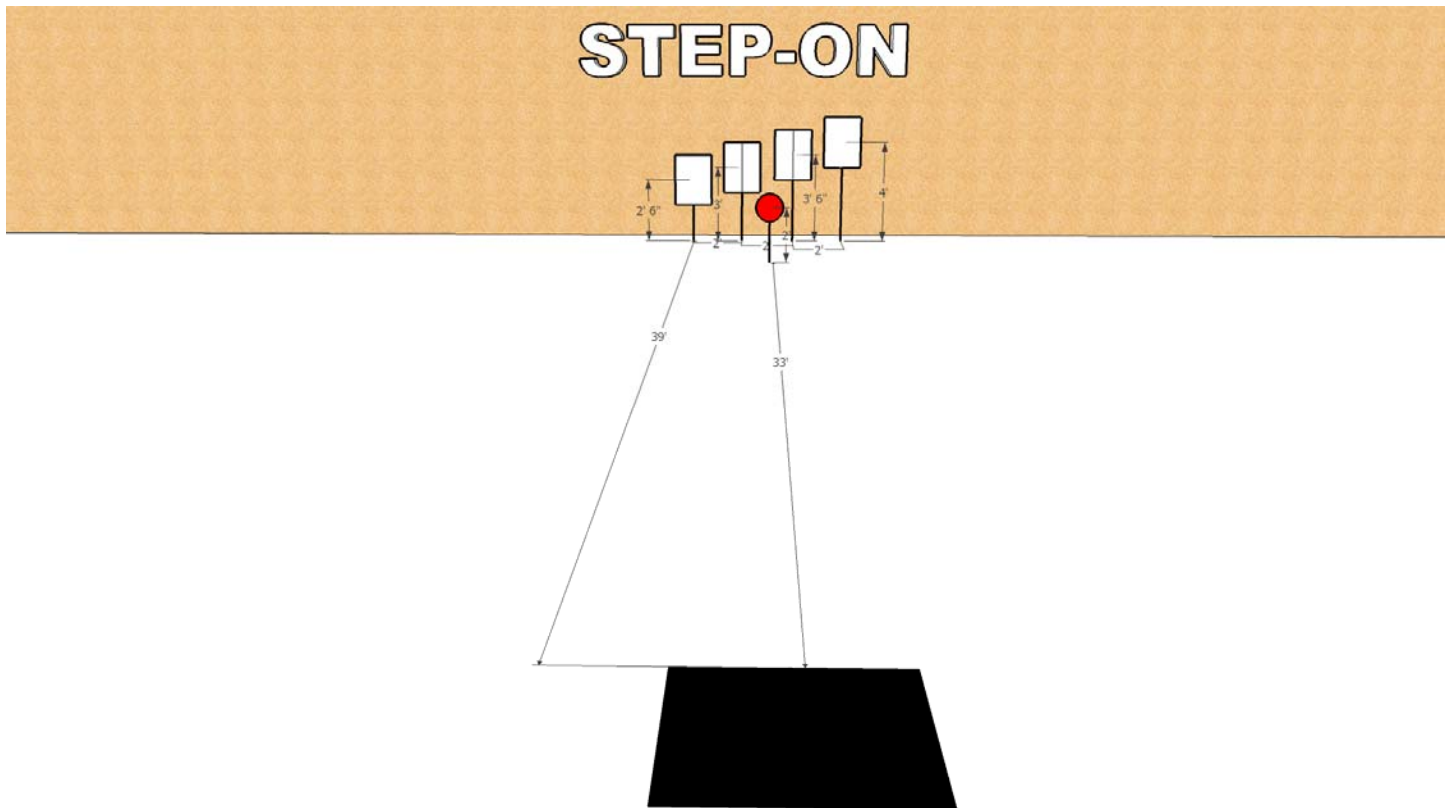
BGSL SteelShowdown
6/11/2016

Round About - Combined

Final	Name	Number	Class	Division	Time	String 1		String 2		String 3		String 4		String 5	
						Raw	Pen	Raw	Pen	Raw	Pen	Raw	Pen	Raw	Pen
1	West, Barry		A	RFRO	9.22	2.11	-	2.10	-	2.33	-	2.68	-	3.16	-
2	Davis, Ryan		U	RFPO	10.35	2.68	-	3.07	-	2.28	-	2.94	-	2.45	-
3	Crager, David			RFPO	10.94	3.20	-	2.77	-	2.62	-	2.35	-	5.86	-
4	Degrant, Ken		U	RFPI	11.85	4.30	-	3.72	-	3.27	-	2.41	-	2.45	-
5	Carroll, Kevin		U	RFRO	11.86	2.89	-	3.12	-	3.79	-	3.03	-	2.82	-
6	Kifer, Jeremy		U	RFPI	12.40	3.47	-	3.29	-	2.95	-	3.16	-	3.00	-
7	Cerzosie, Joe		U	PCCO	12.89	3.30	-	2.96	-	5.04	-	2.95	-	3.68	-
8	Bowman, Todd		U	RFPI	14.38	4.49	-	3.35	-	3.62	-	2.92	-	4.93	-
9	Mansfield, Thomas			RFRO	14.48	4.08	-	3.55	-	4.01	-	3.19	-	3.73	-
10	Serafini, Brian		X	RFPO	15.06	3.61	-	3.48	-	3.86	-	4.11	-	4.24	-
11	Hay, David		A	RFPO	15.65	4.67	-	3.58	-	3.54	-	4.79	-	3.86	-
12	Back, Russell		A	RFPI	18.26	4.27	-	4.82	-	5.45	-	5.15	-	4.02	-
13	Newton, Mike		A	RFRO	18.33	3.61	-	4.68	-	3.74	3.00	3.30	-	10.25	-
14	Green, George			RFPO	18.94	7.75	-	6.17	-	4.64	-	3.67	-	4.46	-
15	Kraman, Seth			OPN	19.19	7.64	-	5.17	3.00	3.70	-	3.14	-	4.71	-
16	Davidson, Brad		A	LTD	19.76	4.56	-	4.24	-	6.31	-	4.65	-	7.68	-
17	Cook, Frank		U	LTD	19.87	5.03	-	5.02	-	7.11	-	4.69	-	5.13	-
18	Massie, Kevin		U	RFPI	19.95	5.86	-	4.96	-	5.05	-	6.09	-	4.08	-
19	Cerise, Tracy		A	LTD	20.02	7.28	-	5.02	-	5.23	-	4.99	-	4.78	-
20	Owens, Shaun		U	LTD	20.98	6.23	-	4.43	-	5.58	-	5.87	-	5.10	-
21	Decot, Miles		A	RFRO	21.26	7.10	-	6.07	-	4.94	-	5.54	-	4.71	-
22	Pelfrey, Savanna		A	RFPO	22.47	5.48	-	4.82	-	4.99	-	7.18	-	9.29	-
23	Arnold, Mike		none	LTD	22.69	7.42	-	6.98	-	5.09	-	4.75	-	5.87	-
24	Hartley, Julie		A	RFPI	22.95	9.54	-	5.29	-	4.87	-	4.92	-	7.87	-
25	Berger, Rolando		U	OPN	23.74	6.15	-	5.33	-	6.58	-	14.05	-	5.68	-
26	Lanning, Grant		A	LTD	24.59	5.86	-	5.59	-	7.92	-	8.78	-	5.22	-
27	Russell, Ryan		A	LTD	24.95	5.90	-	6.62	-	6.32	-	6.11	-	7.40	-
28	Thompson, Rufus		none	LTD	25.28	6.55	-	10.67	-	6.58	-	6.12	-	6.03	-
29	Liau, James		A	LTD	25.64	9.14	-	5.81	-	9.31	-	5.17	-	5.52	-
30	Back, Daniel		A	OPN	25.68	7.90	-	7.00	-	8.04	-	4.46	-	6.32	-
31	Wiggam, Mark		U	RFPI	29.42	7.71	-	7.92	-	30.00	-	6.63	-	7.16	-
32	Conway, Tim		A	OPN	29.55	6.75	-	6.89	-	11.10	-	6.26	-	9.65	-
33	Garner, Roy		A	LTD	30.65	8.38	-	7.48	-	7.66	-	10.89	-	7.13	-
34	Decot, Donavon		U	RFPI	33.19	5.98	-	9.35	-	9.71	-	15.70	-	8.15	-
35	Hyde, Dennis		none	RFPI	34.16	10.57	-	6.44	-	12.60	-	8.56	-	8.59	-
36	Garner, Brad		A	LTD	36.91	8.14	-	25.06	-	15.73	-	6.55	-	6.49	-
37	Gatson, Anthony		A	LTD	36.94	8.10	-	8.92	-	9.81	-	10.11	-	13.55	-
38	Lurton, Jim		A	LTD	38.86	7.73	-	14.91	-	8.14	-	8.08	-	16.59	3.00

39	Brewer, Amanda		A	LTD	45.33	11.05	-	11.49	3.00	10.96	-	11.16	6.00	8.83	-
40	Gaston, Cameron		A	LTD	47.80	7.78	-	21.60	-	8.93	3.00	7.01	-	18.08	3.00
41	Decot, Stefani		U	RFPI	108.59	30.00	-	18.59	-	30.00	-	30.00	-	30.00	-

Stage 4 – Bay 4



Start Position: Facing Down Range with Wrist above Shoulders and Firearm Holstered
***** (RimFire – Pointed at muzzle stick)

Course of Fire: Engage each target with 1 round – End with Stop Plate

Stop Plate : RED Plate

Maximum String Time : 30 Seconds

Penalties: 3 Seconds - Foot Fault, Creeping, Missing a Plate or out of order,
30 Seconds – Missing Stop Plate

*Missed Plates can not be made up after hitting the stop plate

1- 10" Plates, 4- 18"x24" Plates, Box – 1 ***Lumber??????????

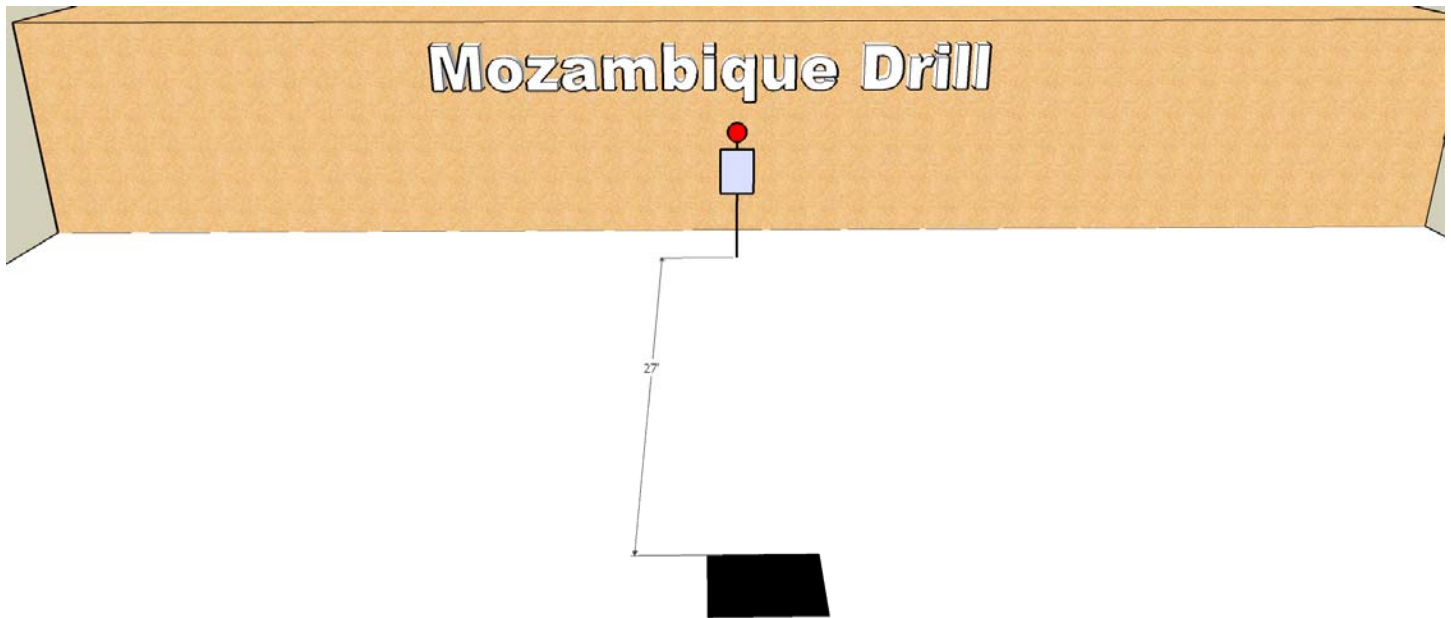
BGSL SteelShowdown
6/11/2016

Step On - Combined

Final	Name	Number	Class	Division	Time	String 1		String 2		String 3		String 4		String 5	
						Raw	Pen	Raw	Pen	Raw	Pen	Raw	Pen	Raw	Pen
1	Davis, Ryan		U	RFPO	6.48	1.72	-	1.94	-	1.59	-	1.43	-	1.74	-
2	Degrant, Ken		U	RFPI	6.84	1.56	-	2.66	-	1.57	-	1.85	-	1.86	-
3	West, Barry		A	RFRO	7.37	2.22	-	1.62	-	2.01	-	1.69	-	2.05	-
4	Crager, David			RFPO	7.56	1.80	-	2.38	-	1.77	-	2.00	-	1.99	-
5	Newton, Mike		A	RFRO	8.22	2.26	-	1.95	-	2.00	-	2.01	-	2.97	-
6	Kifer, Jeremy		U	RFPI	8.33	2.70	-	2.09	-	2.08	-	2.20	-	1.96	-
7	Carroll, Kevin		U	RFRO	8.50	2.21	-	2.25	-	2.37	-	2.13	-	1.91	-
8	Hay, David		A	RFPO	8.94	2.99	-	2.55	-	2.38	-	2.02	-	1.99	-
9	Massie, Kevin		U	RFPI	9.85	2.39	-	2.65	-	2.47	-	3.09	-	2.34	-
10	Serafini, Brian		X	RFPO	9.94	3.62	-	3.00	-	2.21	-	2.29	-	2.44	-
11	Mansfield, Thomas			RFRO	10.32	3.00	-	2.87	-	2.69	-	2.42	-	2.34	-
12	Cerzosie, Joe		U	PCCO	11.05	2.49	-	2.70	-	2.63	3.00	3.52	-	2.34	-
13	Bowman, Todd		U	RFPI	11.52	4.81	-	3.87	-	2.68	-	1.83	-	3.14	-
14	Kraman, Seth			OPN	11.75	3.20	-	3.54	-	3.81	-	2.63	-	2.38	-
15	Cook, Frank		U	LTD	12.09	3.32	-	3.13	-	3.21	-	3.06	-	2.69	-
16	Hartley, Julie		A	RFPI	12.69	3.87	-	3.67	-	2.76	-	2.69	-	3.57	-
17	Owens, Shaun		U	LTD	12.69	2.97	-	3.01	-	6.36	-	3.53	-	3.18	-
18	Pelfrey, Savanna		A	RFPO	12.76	3.31	-	3.17	-	2.69	-	3.59	-	3.63	-
19	Back, Russell		A	RFPI	13.17	2.74	-	4.79	-	3.24	-	3.14	-	4.05	-
20	Davidson, Brad		A	LTD	13.86	3.12	-	4.87	-	3.84	-	2.95	-	3.95	-
21	Arnold, Mike		none	LTD	15.07	3.64	-	4.53	-	4.17	-	3.39	-	3.87	-
22	Green, George			RFPO	15.08	2.38	-	2.90	-	2.82	3.00	4.05	-	5.75	-
23	Thompson, Rufus		none	LTD	16.42	4.09	-	4.10	-	3.96	-	6.69	-	4.27	-
24	Liau, James		A	LTD	16.42	3.79	-	4.63	-	2.88	-	6.71	-	5.12	-
25	Lanning, Grant		A	LTD	17.91	6.50	-	3.61	-	4.12	-	5.56	-	4.62	-
26	Russell, Ryan		A	LTD	18.00	7.21	-	4.08	-	4.85	-	4.10	-	4.97	-
27	Cerise, Tracy		A	LTD	18.03	3.87	-	4.77	-	4.00	-	6.07	-	5.39	-
28	Back, Daniel		A	OPN	18.10	4.12	-	3.84	-	7.77	3.00	2.95	-	7.19	-
29	Garner, Brad		A	LTD	19.06	4.77	-	6.90	-	5.84	-	4.49	-	3.96	-
30	Berger, Rolando		U	OPN	19.44	4.39	-	3.72	-	4.68	-	6.65	-	7.45	-
31	Hyde, Dennis		none	RFPI	20.25	6.06	-	4.20	-	7.78	-	5.12	-	4.87	-
32	Decot, Miles		A	RFRO	20.53	6.64	-	3.41	-	3.97	-	6.87	-	6.51	-
33	Conway, Tim		A	OPN	20.61	5.00	-	6.53	-	4.72	-	5.63	-	5.26	-
34	Wiggam, Mark		U	RFPI	23.95	4.71	-	4.94	-	10.03	-	4.27	-	22.86	-
35	Brewer, Amanda		A	LTD	24.78	7.70	-	5.36	-	9.33	-	5.13	-	6.59	-
36	Gatson, Anthony		A	LTD	29.90	6.29	-	6.67	-	10.34	-	6.60	-	30.00	-
37	Lurton, Jim		A	LTD	31.64	4.45	3.00	9.11	-	9.36	-	27.86	-	5.72	-

38	Garner, Roy		A	LTD	34.27	14.14	-	4.67	-	13.90	-	8.27	-	7.43	-
39	Gaston, Cameron		A	LTD	35.94	8.38	-	5.70	-	23.12	-	12.91	-	8.95	-
40	Decot, Donavon		U	RFPI	0.00	-	-	-	-	-	-	-	-	-	-
41	Decot, Stefani		U	RFPI	0.00	-	-	-	-	-	-	-	-	-	-

Stage 5 – Bay 5



Start Position: Facing Down Range with Wrist above Shoulders and Firearm Holstered
***** (RimFire – Pointed at muzzle stick)

Course of Fire: Engage Large Target with 2 rounds then Stop Plate

Stop Plate : Red Plate

Penalties: **3 Seconds** - Foot Fault, Creeping, Missing a Plate or out of order,
30 Seconds – Missing Stop Plate

*Missed Plates can not be made up after hitting the stop plate

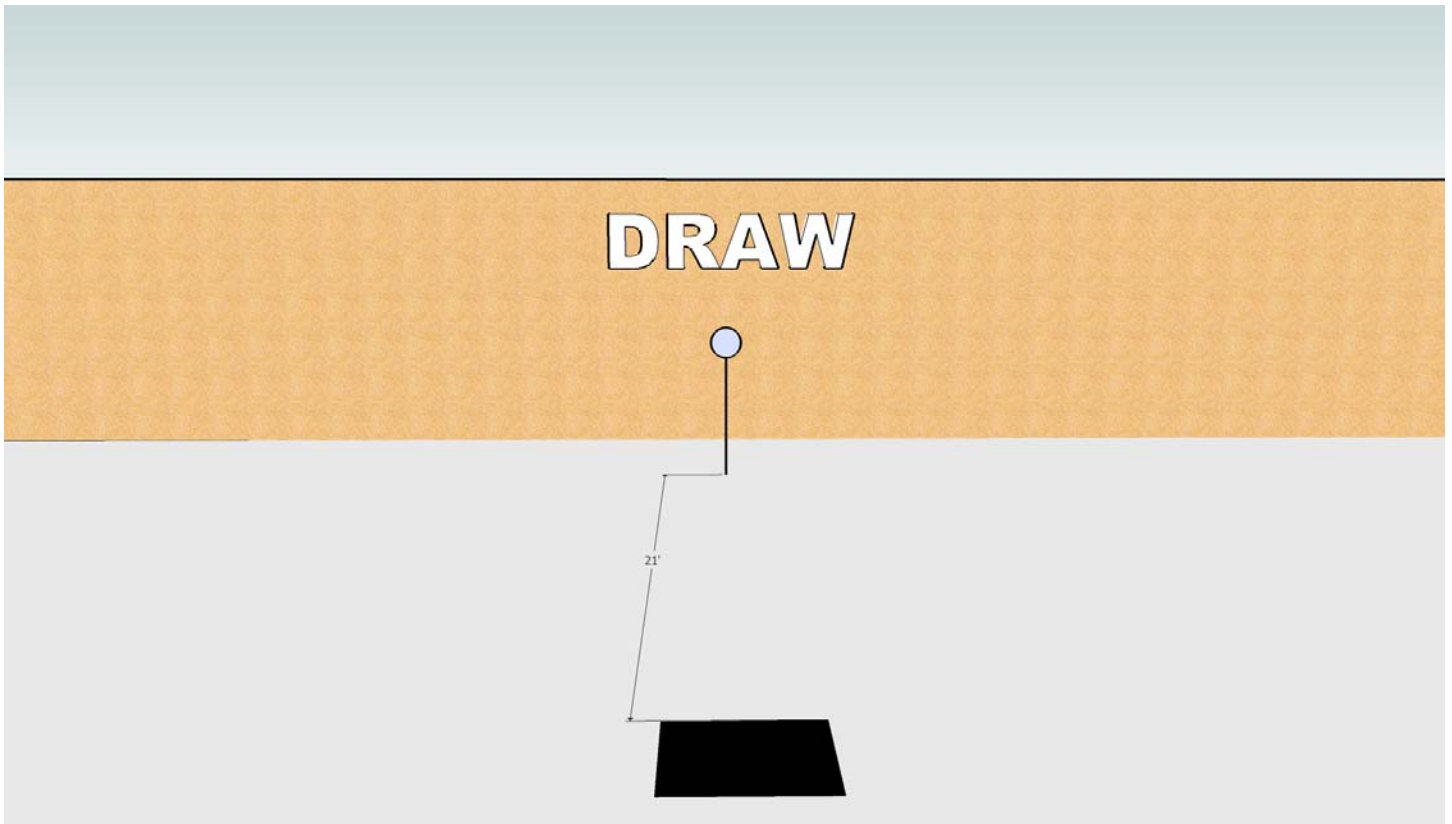
BGSL SteelShowdown
6/11/2016

Mozambique - Combined

Final	Name	Number	Class	Division	Time	String 1		String 2		String 3		String 4		String 5	
						Raw	Pen	Raw	Pen	Raw	Pen	Raw	Pen	Raw	Pen
1	West, Barry		A	RFRO	3.02	0.77	-	0.76	-	0.80	-	0.77	-	0.72	-
2	Davis, Ryan		U	RFPO	3.83	1.02	-	1.14	-	1.09	-	0.76	-	0.96	-
3	Newton, Mike		A	RFRO	3.85	1.04	-	0.98	-	1.36	-	0.95	-	0.88	-
4	Degrant, Ken		U	RFPI	3.93	0.90	-	0.95	-	0.83	-	1.26	-	1.25	-
5	Crager, David			RFPO	3.96	1.34	-	0.98	-	0.92	-	1.05	-	1.01	-
6	Carroll, Kevin		U	RFRO	4.20	1.20	-	1.21	-	0.97	-	1.04	-	0.99	-
7	Mansfield, Thomas			RFRO	4.31	1.12	-	1.59	-	1.08	-	1.22	-	0.89	-
8	Kifer, Jeremy		U	RFPI	5.14	1.55	-	1.42	-	1.10	-	1.12	-	1.50	-
9	Massie, Kevin		U	RFPI	5.22	1.32	-	1.35	-	1.24	-	1.37	-	1.31	-
10	Bowman, Todd		U	RFPI	5.31	0.98	-	1.50	-	1.77	-	1.42	-	1.41	-
11	Hay, David		A	RFPO	5.32	1.50	-	1.38	-	1.31	-	1.36	-	1.27	-
12	Cerzosie, Joe		U	PCCO	5.67	1.52	-	1.57	-	1.33	-	1.25	-	30:00	9:00
13	Hartley, Julie		A	RFPI	6.33	2.27	-	1.61	-	1.49	-	1.87	-	1.36	-
14	Back, Russell		A	RFPI	6.43	1.59	-	1.45	-	1.73	-	3.60	-	1.66	-
15	Decot, Donavon		U	RFPI	6.59	2.20	-	1.83	-	1.60	-	1.61	-	1.55	-
16	Serafini, Brian		X	RFPO	6.71	1.63	-	3.17	-	1.74	-	1.91	-	1.43	-
17	Liau, James		A	LTD	7.85	2.75	-	2.06	-	1.93	-	2.19	-	1.67	-
18	Pelfrey, Savanna		A	RFPO	8.12	1.62	-	1.72	-	4.00	-	2.70	-	2.08	-
19	Kraman, Seth			OPN	8.41	2.02	-	3.78	-	2.36	-	2.43	-	1.60	-
20	Owens, Shaun		U	LTD	8.43	1.92	-	2.01	-	2.14	-	2.36	-	2.37	-
21	Back, Daniel		A	OPN	8.46	1.68	-	3.06	-	3.21	-	2.10	-	1.62	-
22	Decot, Miles		A	RFRO	8.87	2.45	-	1.82	-	2.40	-	2.20	-	2.50	-
23	Green, George			RFPO	8.91	1.38	-	1.41	-	1.57	3.00	4.71	-	1.55	-
24	Lurton, Jim		A	LTD	9.51	2.52	-	2.36	-	2.26	-	6.56	-	2.37	-
25	Wiggam, Mark		U	RFPI	9.79	2.15	-	3.24	-	2.57	-	2.08	-	2.99	-
26	Davidson, Brad		A	LTD	9.80	2.39	-	1.96	-	2.39	3.00	2.89	-	2.56	-
27	Arnold, Mike		none	LTD	10.04	2.42	-	2.62	-	2.16	-	3.26	-	2.84	-
28	Cook, Frank		U	LTD	10.19	4.08	-	2.81	-	2.50	-	2.43	-	2.45	-
29	Cerise, Tracy		A	LTD	10.62	2.59	-	3.10	-	2.78	-	2.39	-	2.86	-
30	Thompson, Rufus		none	LTD	11.04	2.99	-	2.89	-	2.76	-	2.63	-	2.76	-
31	Russell, Ryan		A	LTD	11.05	2.48	-	3.39	-	2.65	-	2.53	-	4.27	-
32	Garner, Roy		A	LTD	12.00	2.91	-	2.93	-	2.85	-	6.35	-	3.31	-
33	Lanning, Grant		A	LTD	12.05	2.87	-	2.47	-	2.95	-	3.76	-	6.18	-
34	Hyde, Dennis		none	RFPI	12.51	2.47	-	4.30	-	2.47	-	6.44	-	3.27	-
35	Decot, Stefani		U	RFPI	12.55	4.26	-	2.17	-	3.55	-	3.72	-	3.11	-
36	Conway, Tim		A	OPN	13.77	4.75	-	4.01	-	3.53	-	2.92	-	3.31	-
37	Berger, Rolando		U	OPN	15.31	3.22	-	2.71	-	4.49	-	8.15	-	4.89	-

38	Gatson, Anthony		A	LTD	18.98	5.66	-	4.57	-	4.89	-	7.03	-	3.86	-
39	Brewer, Amanda		A	LTD	19.09	4.32	-	4.61	-	11.47	-	6.17	-	3.99	-
40	Garner, Brad		A	LTD	23.08	4.20	-	5.52	-	4.95	-	8.41	-	10.57	-
41	Gaston, Cameron		A	LTD	24.57	13.26	-	5.67	-	5.22	-	8.35	-	5.33	-

Stage 6 – Bay 5



Start Position: Facing Down Range with Wrist above Shoulders and Firearm Holstered
***** (RimFire – Pointed at muzzle stick)

Course of Fire: Engage target with 1 round (**ONLY**)

Stop Plate : One Shot - Time or 5 Seconds for a Miss

Maximum String Time : 5 Seconds

Penalties: 3 Seconds - Foot Fault, Creeping, Missing a Plate or out of order,
5 Seconds – Missing Stop Plate

*Missed Plates can not be made up after hitting the stop plate

BGSL SteelShowdown
6/11/2016

Draw - Combined

Final	Name	Number	Class	Division	Time	String 1		String 2		String 3		String 4		String 5	
						Raw	Pen	Raw	Pen	Raw	Pen	Raw	Pen	Raw	Pen
1	West, Barry		A	RFRO	2.35	0.60	-	5.00	-	0.59	-	0.53	-	0.63	-
2	Carroll, Kevin		U	RFRO	2.53	0.68	-	0.77	-	0.64	-	0.69	-	0.52	-
3	Davis, Ryan		U	RFPO	2.56	0.69	-	0.66	-	0.61	-	0.60	-	5.00	-
4	Crager, David			RFPO	2.76	0.64	-	0.65	-	5.00	-	0.79	-	0.68	-
5	Degrant, Ken		U	RFPI	2.79	0.73	-	0.72	-	0.70	-	0.77	-	0.64	-
6	Bowman, Todd		U	RFPI	3.30	1.12	-	0.85	-	5.00	-	0.70	-	0.63	-
7	Green, George			RFPO	3.49	0.92	-	0.86	-	0.88	-	0.83	-	5.00	-
8	Kifer, Jeremy		U	RFPI	3.51	0.85	-	0.93	-	1.01	-	0.88	-	0.85	-
9	Mansfield, Thomas			RFRO	3.68	1.05	-	0.95	-	0.88	-	0.99	-	0.86	-
10	Kraman, Seth			OPN	3.88	0.96	-	1.06	-	0.97	-	1.73	-	0.89	-
11	Hay, David		A	RFPO	4.19	1.04	-	1.29	-	1.08	-	0.88	-	1.19	-
12	Back, Russell		A	RFPI	4.36	1.05	-	5.00	-	1.07	-	1.15	-	1.09	-
13	Serafini, Brian		X	RFPO	4.44	5.00	-	1.14	-	1.21	-	1.15	-	0.94	-
14	Decot, Miles		A	RFRO	4.55	1.10	-	1.06	-	1.36	-	5.00	-	1.03	-
15	Back, Daniel		A	OPN	4.77	1.45	-	1.13	-	1.12	-	1.24	-	1.28	-
16	Hartley, Julie		A	RFPI	5.06	1.38	-	1.22	-	1.11	-	5.00	-	1.35	-
17	Hyde, Dennis		none	RFPI	5.57	1.43	-	1.23	-	1.48	-	1.43	-	5.00	-
18	Massie, Kevin		U	RFPI	5.83	5.00	-	1.60	-	1.22	-	1.58	-	1.43	-
19	Arnold, Mike		none	LTD	6.20	1.59	-	5.00	-	1.61	-	1.64	-	1.36	-
20	Garner, Roy		A	LTD	6.25	5.00	-	1.64	-	1.42	-	1.60	-	1.59	-
21	Wiggam, Mark		U	RFPI	6.32	1.57	-	1.48	-	5.00	-	1.70	-	1.57	-
22	Cook, Frank		U	LTD	6.81	1.81	-	1.77	-	1.64	-	1.59	-	5.00	-
23	Newton, Mike		A	RFRO	7.45	0.84	-	0.87	-	5.00	-	5.00	-	0.74	-
24	Decot, Stefani		U	RFPI	7.69	1.73	-	2.34	-	5.00	-	1.87	-	1.75	-
25	Davidson, Brad		A	LTD	7.73	2.00	-	2.01	-	1.95	-	1.90	-	1.88	-
26	Cerise, Tracy		A	LTD	8.53	5.00	-	2.35	-	2.13	-	1.95	-	2.10	-
27	Berger, Rolando		U	OPN	8.78	2.10	-	5.00	-	2.00	-	2.71	-	1.97	-
28	Pelfrey, Savanna		A	RFPO	8.90	5.00	-	1.35	-	1.23	-	1.32	-	5.00	-
29	Conway, Tim		A	OPN	9.41	2.33	-	2.05	-	2.52	-	2.51	-	5.00	-
30	Owens, Shaun		U	LTD	10.15	1.78	-	1.62	-	5.00	-	1.75	-	5.00	-
31	Russell, Ryan		A	LTD	11.24	1.96	-	2.10	-	5.00	-	5.00	-	2.18	-
32	Decot, Donavon		U	RFPI	12.06	1.01	-	5.00	-	5.00	-	1.05	-	5.00	-
33	Garner, Brad		A	LTD	12.68	2.62	-	5.00	-	5.00	-	2.72	-	2.34	-
34	Gatson, Anthony		A	LTD	13.29	2.73	-	5.00	-	2.75	-	2.81	-	5.00	-
35	Liau, James		A	LTD	13.51	5.00	-	1.92	-	5.00	-	5.00	-	1.59	-
36	Lurton, Jim		A	LTD	14.13	5.00	-	5.00	-	2.14	-	1.99	-	5.00	-
37	Lanning, Grant		A	LTD	14.71	5.00	-	2.64	-	5.00	-	2.07	-	5.00	-

38	Brewer, Amanda		A	LTD	15.17	3.74	-	3.31	-	5.00	-	3.12	-	5.00	-
39	Gaston, Cameron		A	LTD	16.24	3.69	-	5.00	-	11.64	-	2.55	-	5.00	-
40	Cerzosie, Joe		U	PCCO	20.00	5.00	-	5.00	-	5.00	-	5.00	-	5.00	-
41	Thompson, Rufus		none	LTD	20.00	5.00	-	5.00	-	5.00	-	5.00	-	5.00	-