

## BGSF Steel Showdown

3/12/2016

## Match Results (by time)

Final	Name	Number	Class	Division	Time	Stage 1 (Flying M)	Stage 2 (T- Lizious)	Stage 3 (Entice)	Stage 4 (Change O Pace)	Stage 5 (Drag Lights)
1	West, Barry		A	RRO	52.36	16.75	10.95	8.03	8.56	8.07
2	Foley, Mike		none	RRO	53.55	16.96	9.96	7.95	9.20	9.48
3	Carmical, Allen			RRO	56.29	17.98	10.83	8.95	9.41	9.12
4	Davis, Ryan		A	RO	57.61	17.82	9.85	8.96	12.66	8.32
5	Degrant, Ken		none	RL	58.34	19.08	10.14	9.09	9.53	10.50
6	Carroll, Kevin		U	RL	58.85	18.11	10.02	9.17	10.79	10.76
7	Mansfield, Tom			RRO	61.35	19.67	13.07	8.68	10.90	9.03
8	Hoffner, Chris			RO	63.18	17.96	16.51	9.55	9.64	9.52
9	Arnold, Austin		none	RL	64.45	22.06	9.99	9.03	12.52	10.85
10	Moore, John			RRO	64.51	21.62	13.21	9.61	11.03	9.04
11	Jeffrey, Barry		A	RRO	68.01	22.00	12.26	9.61	11.61	12.53
12	Owens, Brett		U	RO	72.45	21.00	18.34	9.68	11.22	12.21
13	Massie, Kevin		A	RRL	74.42	26.12	14.89	10.96	11.71	10.74
14	Hay, David		A	RO	81.52	27.22	16.11	13.11	11.70	13.38
15	Bryant, Carole		U	RO	86.00	28.32	14.75	14.47	13.90	14.56
16	Pelfrey, Savanna		A	RRO	89.04	29.01	16.99	12.39	15.11	15.54
17	Cook, Frank		A	CL	89.50	26.05	18.98	14.12	14.95	15.40
18	Owens, Shaun		none	RL	90.54	23.04	19.87	15.45	13.13	19.05
19	Rose, Joe		A	RO	94.12	28.53	21.71	12.00	17.37	14.51
20	Rockwell, Scott		A	CL	96.07	25.67	18.99	15.98	17.45	17.98
21	Cerise, Alexis		A	RL	98.88	26.89	21.46	14.08	18.73	17.72
22	Conway, Tim		A	RO	99.89	30.16	24.21	13.42	15.59	16.51
23	Green, Matt		A	CL	99.96	31.29	17.57	16.64	17.90	16.56
24	Rose, Neil		A	CL	103.47	36.99	23.51	13.75	12.97	16.25
25	Mansfield, Thomas		A	RL	104.05	27.09	14.04	13.46	27.76	21.70
26	King, Zachary		A	RL	105.44	31.29	19.50	17.93	18.49	18.23
27	Ward, Thomas		A	RL	107.96	29.89	21.99	16.99	18.86	20.23
28	Cerise, Tracy		A	CL	112.77	35.84	18.06	16.60	20.99	21.28
29	Green, Geenie		A	RL	116.16	35.77	20.29	19.19	19.95	20.96
30	Ironmonger, Hannah		none	RL	117.54	44.96	27.74	13.15	17.31	14.38
31	Decot, Donavon		A	CL	119.61	35.24	25.63	16.88	22.56	19.30
32	Thompson, Rufus		none	CL	119.94	34.14	22.43	19.56	20.78	23.03
33	Fronk, Ryan		A	CL	122.72	36.75	23.49	20.45	20.31	21.72
34	Arnold, Michael		U	CL	127.75	36.36	22.27	20.21	23.40	25.51
35	Brassfield, Mike		A	CL	130.24	36.83	19.14	17.23	22.79	34.25
36	Fronk, Bob		A	CL	131.95	43.22	24.20	20.32	24.43	19.78
37	Back, Russell		A	CL	142.81	39.92	27.53	22.30	25.69	27.37
38	Hartley, Julie		A	RL	143.35	35.88	51.78	13.18	22.04	20.47
39	Ward, Tom		A	RL	148.65	42.65	23.64	26.83	23.28	32.25
40	Sanders, Wes		A	CL	171.11	52.75	33.31	22.29	34.82	27.94
41	Carmical, Logan		A	RL	197.35	64.52	40.14	19.95	37.28	35.46
42	Back, Daniel		A	CL	198.61	60.92	32.84	30.64	39.38	34.83
43	Decot, Stefani		A	RL	234.90	73.43	46.79	41.81	35.34	37.53
-	Ironmonger, Brandon		A	RL	-	-	-	-	-	-

BGSL Steel Showdown

3/12/2016

Match Results (division by time)

CF Limited

Final	Name	Number	Class	Division	Time	Stage 1 (Flying M)	Stage 2 (T- Lizious)	Stage 3 (Entice)	Stage 4 (Change O Pace)	Stage 5 (Drag Lights)
1	Cook, Frank		A	CL	89.50	26.05	18.98	14.12	14.95	15.40
2	Rockwell, Scott		A	CL	96.07	25.67	18.99	15.98	17.45	17.98
3	Green, Matt		A	CL	99.96	31.29	17.57	16.64	17.90	16.56
4	Decot, Donavon		A	CL	119.61	35.24	25.63	16.88	22.56	19.30
5	Thompson, Rufus		none	CL	119.94	34.14	22.43	19.56	20.78	23.03
6	Fronk, Ryan		A	CL	122.72	36.75	23.49	20.45	20.31	21.72
7	Arnold, Michael		U	CL	127.75	36.36	22.27	20.21	23.40	25.51
8	Brassfield, Mike		A	CL	130.24	36.83	19.14	17.23	22.79	34.25
9	Fronk, Bob		A	CL	131.95	43.22	24.20	20.32	24.43	19.78
10	Back, Russell		A	CL	142.81	39.92	27.53	22.30	25.69	27.37
11	Back, Daniel		A	CL	198.61	60.92	32.84	30.64	39.38	34.83

CF LowReady

Final	Name	Number	Class	Division	Time	Stage 1 (Flying M)	Stage 2 (T- Lizious)	Stage 3 (Entice)	Stage 4 (Change O Pace)	Stage 5 (Drag Lights)
1	Rose, Neil		A	CL	103.47	36.99	23.51	13.75	12.97	16.25
2	Cerise, Tracy		A	CL	112.77	35.84	18.06	16.60	20.99	21.28
3	Sanders, Wes		A	CL	171.11	52.75	33.31	22.29	34.82	27.94

RF Limited

Final	Name	Number	Class	Division	Time	Stage 1 (Flying M)	Stage 2 (T- Lizious)	Stage 3 (Entice)	Stage 4 (Change O Pace)	Stage 5 (Drag Lights)
1	Degrant, Ken		none	RL	58.34	19.08	10.14	9.09	9.53	10.50
2	Carroll, Kevin		U	RL	58.85	18.11	10.02	9.17	10.79	10.76
3	Arnold, Austin		none	RL	64.45	22.06	9.99	9.03	12.52	10.85
4	Owens, Shaun		none	RL	90.54	23.04	19.87	15.45	13.13	19.05
5	Cerise, Alexis		A	RL	98.88	26.89	21.46	14.08	18.73	17.72
6	Mansfield, Thomas		A	RL	104.05	27.09	14.04	13.46	27.76	21.70
7	King, Zachary		A	RL	105.44	31.29	19.50	17.93	18.49	18.23
8	Ward, Thomas		A	RL	107.96	29.89	21.99	16.99	18.86	20.23
9	Green, Geenie		A	RL	116.16	35.77	20.29	19.19	19.95	20.96
10	Ironmonger, Hannah		none	RL	117.54	44.96	27.74	13.15	17.31	14.38
11	Hartley, Julie		A	RL	143.35	35.88	51.78	13.18	22.04	20.47
12	Ward, Tom		A	RL	148.65	42.65	23.64	26.83	23.28	32.25
13	Carmical, Logan		A	RL	197.35	64.52	40.14	19.95	37.28	35.46
14	Decot, Stefani		A	RL	234.90	73.43	46.79	41.81	35.34	37.53
-	Ironmonger, Brandon		A	RL	-	-	-	-	-	-

**RF Open**

Final	Name	Number	Class	Division	Time	Stage 1 (Flying M)	Stage 2 (T- Lizious)	Stage 3 (Entice)	Stage 4 (Change O Pace)	Stage 5 (Drag Lights)
1	Davis, Ryan		A	RO	57.61	17.82	9.85	8.96	12.66	8.32
2	Hoffner, Chris			RO	63.18	17.96	16.51	9.55	9.64	9.52
3	Owens, Brett		U	RO	72.45	21.00	18.34	9.68	11.22	12.21
4	Hay, David		A	RO	81.52	27.22	16.11	13.11	11.70	13.38
5	Bryant, Carole		U	RO	86.00	28.32	14.75	14.47	13.90	14.56
6	Rose, Joe		A	RO	94.12	28.53	21.71	12.00	17.37	14.51
7	Conway, Tim		A	RO	99.89	30.16	24.21	13.42	15.59	16.51

**RF Rifle Limited**

Final	Name	Number	Class	Division	Time	Stage 1 (Flying M)	Stage 2 (T- Lizious)	Stage 3 (Entice)	Stage 4 (Change O Pace)	Stage 5 (Drag Lights)
1	Massie, Kevin		A	RRL	74.42	26.12	14.89	10.96	11.71	10.74

**RF Rifle Open**

Final	Name	Number	Class	Division	Time	Stage 1 (Flying M)	Stage 2 (T- Lizious)	Stage 3 (Entice)	Stage 4 (Change O Pace)	Stage 5 (Drag Lights)
1	West, Barry		A	RRO	52.36	16.75	10.95	8.03	8.56	8.07
2	Foley, Mike		none	RRO	53.55	16.96	9.96	7.95	9.20	9.48
3	Carmical, Allen			RRO	56.29	17.98	10.83	8.95	9.41	9.12
4	Mansfield, Tom			RRO	61.35	19.67	13.07	8.68	10.90	9.03
5	Moore, John			RRO	64.51	21.62	13.21	9.61	11.03	9.04
6	Jeffrey, Barry		A	RRO	68.01	22.00	12.26	9.61	11.61	12.53
7	Pelfrey, Savanna		A	RRO	89.04	29.01	16.99	12.39	15.11	15.54

BGSJ Steel Showdown  
 Category Leaders : 3/12/2016

Lady

Place	Name	Number	Class	Division	Time	Stage 1 (Flying M)	Stage 2 (T- Lizious)	Stage 3 (Entice)	Stage 4 (Change O Pace)	Stage 5 (Drag Lights)
1	Bryant, Carole		U	RO	86.00	28.32	14.75	14.47	13.90	14.56
2	Pelfrey, Savanna		A	RRO	89.04	29.01	16.99	12.39	15.11	15.54
3	Cerise, Alexis		A	RL	98.88	26.89	21.46	14.08	18.73	17.72
4	Ironmonger, Hannah		none	RL	117.54	44.96	27.74	13.15	17.31	14.38
5	Hartley, Julie		A	RL	143.35	35.88	51.78	13.18	22.04	20.47
6	Decot, Stefani		A	RL	234.90	73.43	46.79	41.81	35.34	37.53

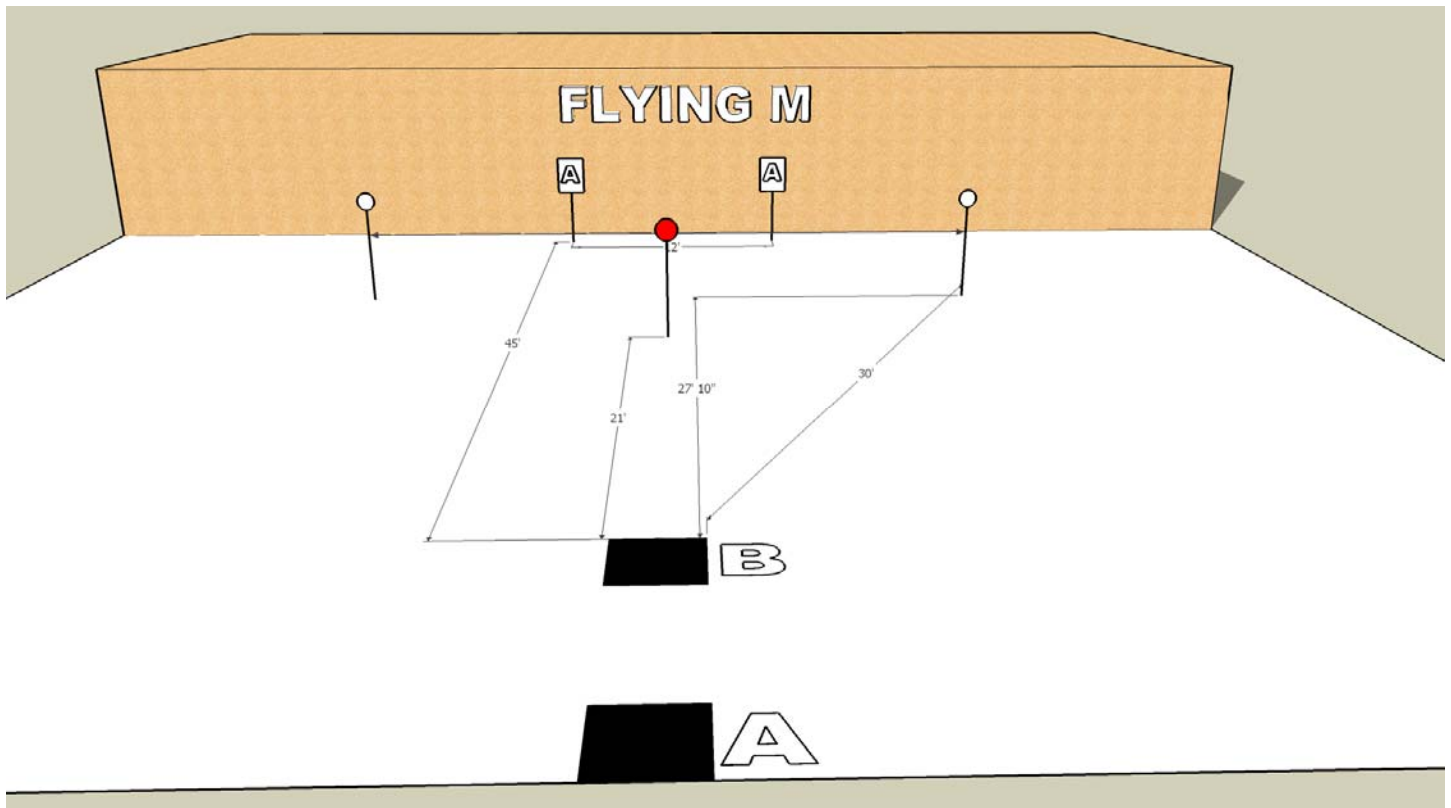
Junior

Place	Name	Number	Class	Division	Time	Stage 1 (Flying M)	Stage 2 (T- Lizious)	Stage 3 (Entice)	Stage 4 (Change O Pace)	Stage 5 (Drag Lights)
1	Arnold, Austin		none	RL	64.45	22.06	9.99	9.03	12.52	10.85
2	Mansfield, Thomas		A	RL	104.05	27.09	14.04	13.46	27.76	21.70
3	King, Zachary		A	RL	105.44	31.29	19.50	17.93	18.49	18.23
4	Ward, Thomas		A	RL	107.96	29.89	21.99	16.99	18.86	20.23
5	Ironmonger, Hannah		none	RL	117.54	44.96	27.74	13.15	17.31	14.38
6	Arnold, Michael		U	CL	127.75	36.36	22.27	20.21	23.40	25.51
7	Carmical, Logan		A	RL	197.35	64.52	40.14	19.95	37.28	35.46
8	Decot, Stefani		A	RL	234.90	73.43	46.79	41.81	35.34	37.53

Senior

Place	Name	Number	Class	Division	Time	Stage 1 (Flying M)	Stage 2 (T- Lizious)	Stage 3 (Entice)	Stage 4 (Change O Pace)	Stage 5 (Drag Lights)
1	Thompson, Rufus		none	CL	119.94	34.14	22.43	19.56	20.78	23.03

## Stage 1 – Bay 1



**Start Position:** Facing Down Range with Wrist above Shoulders and Firearm Holstered  
\*\*\*\*\* (RimFire – Pointed at muzzle stick)

**Course of Fire:** Engage each Large Plate (A) from Box A move to Box B engage the remaining Round plates and the Stop Plate from Box B

**Stop Plate :** RED Plate

**Maximum String Time :** 30 Seconds

**Penalties:** 3 Seconds - Foot Fault, Creeping, Missing a Plate or out of order,  
30 Seconds – Missing Stop Plate

\*Missed Plates can not be made up after hitting the stop plate

\* In the Box is - Nothing touching outside the box

Equipment Required: 1- 10", 2-12", 2- 18" x 24" , 2 – Shooting Boxes

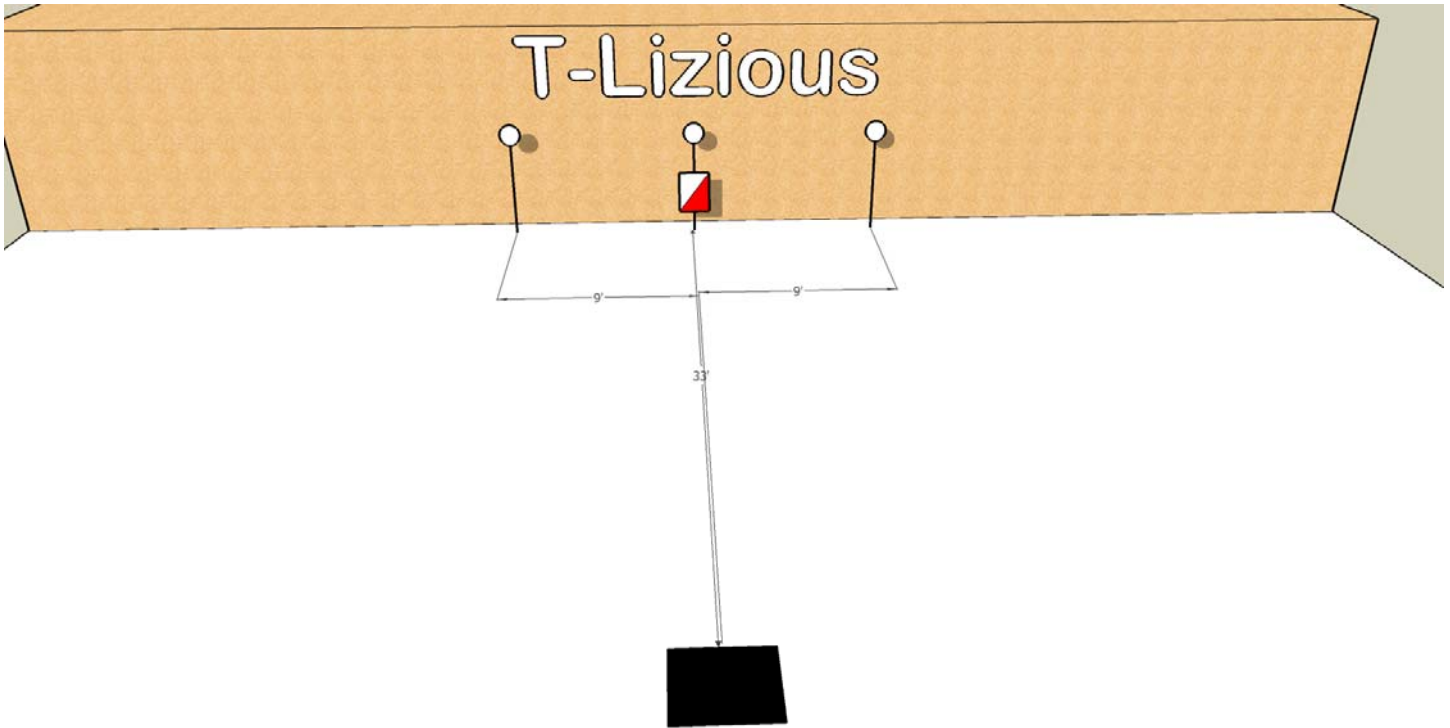
BGSL Steel Showdown  
3/12/2016

Flying M - Combined

Final	Name	Number	Class	Division	Time	String 1		String 2		String 3		String 4		String 5	
						Raw	Pen	Raw	Pen	Raw	Pen	Raw	Pen	Raw	Pen
1	West, Barry		A	RRO	16.75	<b>3.78</b>	-	<del>5.15</del>	-	<b>4.84</b>	-	<b>4.30</b>	-	<b>3.83</b>	-
2	Foley, Mike		none	RRO	16.96	<del>4.35</del>	-	<b>4.30</b>	-	<b>4.26</b>	-	<b>4.30</b>	-	<b>4.10</b>	-
3	Davis, Ryan		A	RO	17.82	<b>4.77</b>	-	<del>5.39</del>	-	<b>4.42</b>	-	<b>4.70</b>	-	<b>3.93</b>	-
4	Hoffner, Chris			RO	17.96	<del>4.83</del>	-	<b>4.39</b>	-	<b>4.72</b>	-	<b>4.43</b>	-	<b>4.42</b>	-
5	Carmical, Allen			RRO	17.98	<b>4.80</b>	-	<del>5.37</del>	-	<b>4.69</b>	-	<b>4.46</b>	-	<b>4.03</b>	-
6	Carroll, Kevin		U	RL	18.11	<b>4.98</b>	-	<b>4.44</b>	-	<b>4.37</b>	-	<del>5.01</del>	-	<b>4.32</b>	-
7	Degrant, Ken		none	RL	19.08	<b>5.08</b>	-	<del>5.18</del>	-	<b>5.13</b>	-	<b>4.51</b>	-	<b>4.36</b>	-
8	Mansfield, Tom			RRO	19.67	<b>5.19</b>	-	<del>5.58</del>	-	<b>4.72</b>	-	<b>4.98</b>	-	<b>4.78</b>	-
9	Owens, Brett		U	RO	21.00	<del>6.18</del>	-	<b>6.03</b>	-	<b>4.93</b>	-	<b>4.91</b>	-	<b>5.13</b>	-
10	Moore, John			RRO	21.62	<b>6.31</b>	-	<b>5.14</b>	-	<b>5.57</b>	-	<b>4.60</b>	-	<del>7.51</del>	-
11	Jeffrey, Barry		A	RRO	22.00	<b>6.16</b>	-	<del>6.44</del>	-	<b>5.36</b>	-	<b>5.28</b>	-	<b>5.20</b>	-
12	Arnold, Austin		none	RL	22.06	<b>5.36</b>	-	<b>5.37</b>	-	<del>18.05</del>	-	<b>5.34</b>	-	<b>5.99</b>	-
13	Owens, Shaun		none	RL	23.04	<b>5.07</b>	-	<b>5.33</b>	-	<del>8.93</del>	-	<b>5.15</b>	-	<b>7.49</b>	-
14	Rockwell, Scott		A	CL	25.67	<b>7.06</b>	-	<b>6.22</b>	-	<del>7.87</del>	-	<b>6.28</b>	-	<b>6.11</b>	-
15	Cook, Frank		A	CL	26.05	<del>7.98</del>	-	<b>7.07</b>	-	<b>6.39</b>	-	<b>6.51</b>	-	<b>6.08</b>	-
16	Massie, Kevin		A	RRL	26.12	<b>7.30</b>	-	<b>6.77</b>	-	<b>6.12</b>	-	<b>5.93</b>	-	<del>7.86</del>	-
17	Cerise, Alexis		A	RL	26.89	<del>8.21</del>	-	<b>7.04</b>	-	<b>5.59</b>	-	<b>6.71</b>	-	<b>7.55</b>	-
18	Mansfield, Thomas		A	RL	27.09	<del>9.41</del>	-	<b>8.50</b>	-	<b>7.08</b>	-	<b>5.96</b>	-	<b>5.55</b>	-
19	Hay, David		A	RO	27.22	<b>6.83</b>	-	<del>7.92</del>	-	<b>6.45</b>	-	<b>7.30</b>	-	<b>6.64</b>	-
20	Bryant, Carole		U	RO	28.32	<b>6.97</b>	-	<b>5.79</b>	-	<b>7.60</b>	-	<del>10.02</del>	-	<b>7.96</b>	-
21	Rose, Joe		A	RO	28.53	<del>7.96</del>	-	<b>6.91</b>	-	<b>6.98</b>	-	<b>7.00</b>	-	<b>7.64</b>	-
22	Pelfrey, Savanna		A	RRO	29.01	<b>7.54</b>	-	<del>9.25</del>	-	<b>7.57</b>	-	<b>6.88</b>	-	<b>7.02</b>	-
23	Ward, Thomas		A	RL	29.89	<del>9.38</del>	-	<b>7.60</b>	-	<b>7.70</b>	-	<b>7.29</b>	-	<b>7.30</b>	-
24	Conway, Tim		A	RO	30.16	<b>8.37</b>	-	<b>7.21</b>	-	<del>11.41</del>	-	<b>7.20</b>	-	<b>7.38</b>	-
25	Green, Matt		A	CL	31.29	<b>8.33</b>	-	<b>7.10</b>	-	<b>6.69</b>	-	<del>14.98</del>	-	<b>9.17</b>	-
26	King, Zachary		A	RL	31.29	<b>8.06</b>	-	<b>7.86</b>	-	<del>8.63</del>	-	<b>7.45</b>	-	<b>7.92</b>	-
27	Thompson, Rufus		none	CL	34.14	<del>7.00</del>	<del>3.00</del>	<b>8.47</b>	-	<b>9.09</b>	-	<b>8.16</b>	-	<b>8.42</b>	-
28	Decot, Donavon		A	CL	35.24	<b>10.06</b>	-	<b>7.49</b>	-	<b>8.07</b>	-	<del>11.46</del>	-	<b>9.62</b>	-
29	Green, Geenie		A	RL	35.77	<b>9.16</b>	-	<b>7.25</b>	-	<del>10.83</del>	-	<b>8.99</b>	-	<b>10.37</b>	-
30	Cerise, Tracy		A	CL	35.84	<b>7.98</b>	<b>3.00</b>	<del>11.56</del>	-	<b>7.72</b>	-	<b>10.65</b>	-	<b>6.49</b>	-
31	Hartley, Julie		A	RL	35.88	<b>9.64</b>	-	<b>7.90</b>	-	<b>7.61</b>	-	<b>10.73</b>	-	<del>27.19</del>	-
32	Arnold, Michael		U	CL	36.36	<b>8.59</b>	-	<del>13.05</del>	-	<b>8.38</b>	-	<b>9.76</b>	-	<b>9.63</b>	-
33	Fronk, Ryan		A	CL	36.75	<b>9.33</b>	-	<b>9.40</b>	-	<b>9.46</b>	-	<b>8.56</b>	-	<del>9.47</del>	-
34	Brassfield, Mike		A	CL	36.83	<b>8.67</b>	-	<del>16.76</del>	-	<b>8.12</b>	-	<b>9.36</b>	-	<b>10.68</b>	-
35	Rose, Neil		A	CL	36.99	<b>7.04</b>	-	<b>8.04</b>	-	<b>11.87</b>	-	<b>10.04</b>	-	<del>12.19</del>	-
36	Back, Russell		A	CL	39.92	<b>10.94</b>	-	<b>9.25</b>	-	<b>9.50</b>	-	<b>10.23</b>	-	<del>11.99</del>	-
37	Ward, Tom		A	RL	42.65	<del>16.75</del>	-	<b>8.72</b>	-	<b>10.66</b>	-	<b>11.98</b>	-	<b>11.29</b>	-
38	Fronk, Bob		A	CL	43.22	<b>13.69</b>	-	<del>15.52</del>	-	<b>10.49</b>	-	<b>10.99</b>	-	<b>8.05</b>	-



## Stage 2 – Bay 2



**Start Position:** Facing Down Range with Wrist above Shoulders and Firearm Holstered  
\*\*\*\*\* (RimFire – Pointed at muzzle stick)

**Course of Fire:** Engage Start Plate (Red) then engage remaining plates **ending** with Stop plate (Red)

**Stop Plate : Red Plate**

**Maximum String Time : 30 Seconds**

**Penalties:** **3 Seconds** - Foot Fault, Creeping, Missing a Plate or out of order,  
**30 Seconds** – Missing Stop Plate

\*Missed Plates can not be made up after hitting the stop plate

1-10" Plates , 2-12" Plates, 1-18"x24" 1- Shooting Box, 1-3' Sticks, 3-5' Sticks



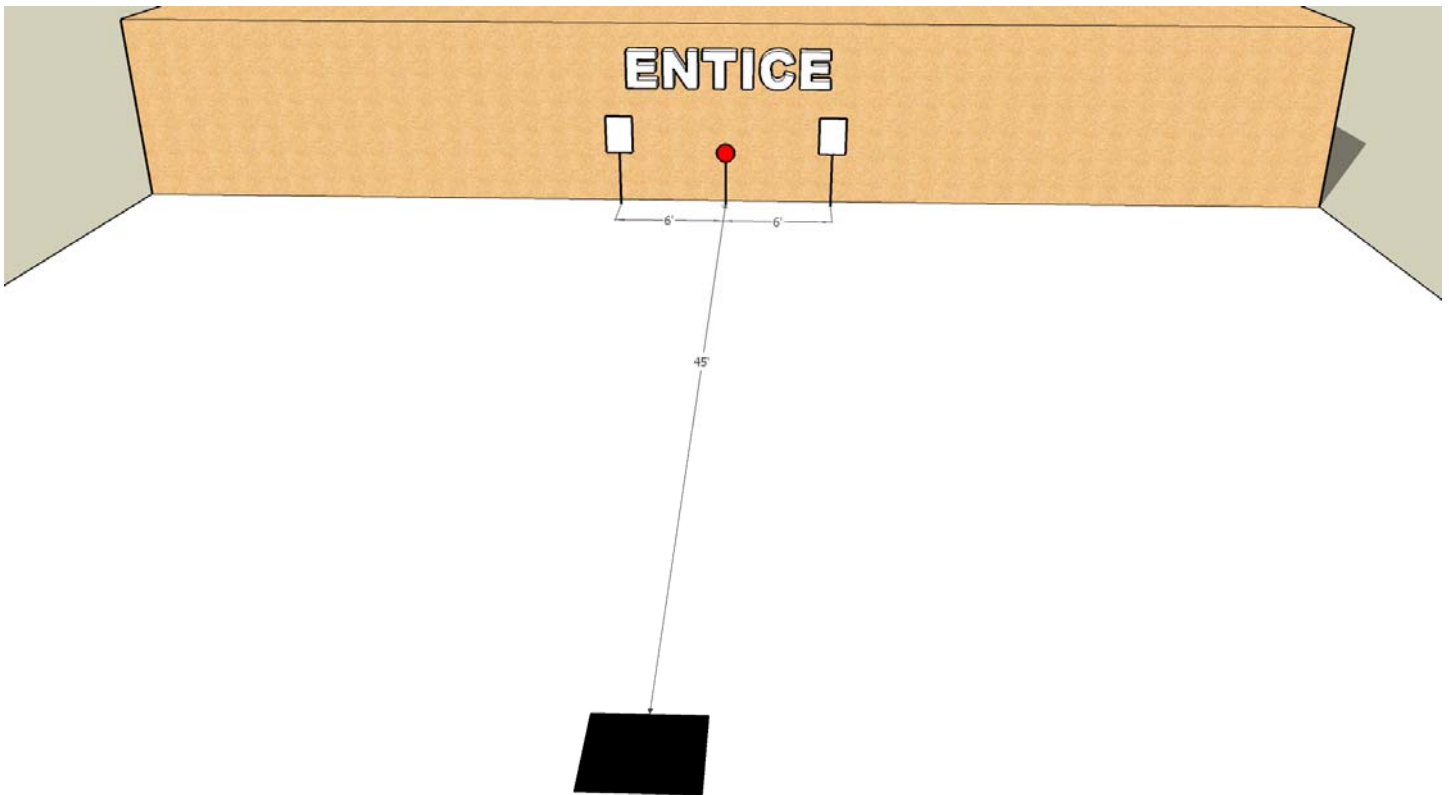
BGSL Steel Showdown  
3/12/2016

T-Lizious - Combined

Final	Name	Number	Class	Division	Time	String 1		String 2		String 3		String 4		String 5	
						Raw	Pen	Raw	Pen	Raw	Pen	Raw	Pen	Raw	Pen
1	Davis, Ryan		A	RO	9.85	2.51	-	2.38	-	2.82	-	2.72	-	2.24	-
2	Foley, Mike		none	RRO	9.96	2.39	-	2.46	3.00	2.40	-	2.31	-	2.86	-
3	Arnold, Austin		none	RL	9.99	2.97	-	2.35	-	4.04	-	2.13	-	2.54	-
4	Carroll, Kevin		U	RL	10.02	2.66	-	2.56	-	2.56	-	2.51	-	2.39	-
5	Degrant, Ken		none	RL	10.14	18.55	-	2.54	-	2.46	-	2.88	-	2.26	-
6	Carmical, Allen			RRO	10.83	2.92	-	2.77	-	2.94	-	2.57	-	2.57	-
7	West, Barry		A	RRO	10.95	2.60	-	5.39	-	2.98	-	2.46	-	2.91	-
8	Jeffrey, Barry		A	RRO	12.26	4.70	-	3.23	-	3.06	-	2.96	-	3.01	-
9	Mansfield, Tom			RRO	13.07	3.21	-	3.00	-	3.63	-	3.53	-	3.33	-
10	Moore, John			RRO	13.21	3.64	-	4.34	-	3.13	-	3.35	-	3.09	-
11	Mansfield, Thomas		A	RL	14.04	3.91	-	2.63	-	4.49	-	4.42	-	3.08	-
12	Bryant, Carole		U	RO	14.75	4.14	-	3.54	-	3.50	-	3.57	-	5.91	-
13	Massie, Kevin		A	RRL	14.89	3.12	-	4.57	-	3.82	-	4.83	-	3.38	-
14	Hay, David		A	RO	16.11	4.60	-	3.97	-	3.96	-	523.00	-	3.58	-
15	Hoffner, Chris			RO	16.51	7.61	-	18.33	-	2.81	-	2.63	-	3.46	-
16	Pelfrey, Savanna		A	RRO	16.99	4.42	-	4.13	-	6.25	-	4.49	-	3.95	-
17	Green, Matt		A	CL	17.57	4.67	-	4.46	-	4.14	-	5.14	-	4.30	-
18	Cerise, Tracy		A	CL	18.06	4.44	-	5.56	-	4.29	-	7.70	-	3.77	-
19	Owens, Brett		U	RO	18.34	2.92	-	6.40	-	4.73	-	4.65	-	3.04	3.00
20	Cook, Frank		A	CL	18.98	6.19	-	4.25	-	5.97	-	4.42	-	4.34	-
21	Rockwell, Scott		A	CL	18.99	4.91	-	5.79	-	4.67	-	4.61	-	4.80	-
22	Brassfield, Mike		A	CL	19.14	6.06	-	5.45	-	5.04	-	4.91	-	3.74	-
23	King, Zachary		A	RL	19.50	4.62	-	4.72	-	5.51	-	5.06	-	5.10	-
24	Owens, Shaun		none	RL	19.87	5.27	-	6.13	3.00	4.80	-	3.47	-	6.33	-
25	Green, Geenie		A	RL	20.29	5.42	-	7.69	-	6.17	-	4.76	-	3.94	-
26	Cerise, Alexis		A	RL	21.46	6.39	-	4.53	-	7.47	-	5.42	-	5.12	-
27	Rose, Joe		A	RO	21.71	6.87	-	5.51	-	5.40	-	6.19	-	4.61	-
28	Ward, Thomas		A	RL	21.99	4.27	-	6.03	-	7.73	-	5.50	-	6.19	-
29	Arnold, Michael		U	CL	22.27	4.37	-	5.42	-	5.90	-	6.70	-	6.58	-
30	Thompson, Rufus		none	CL	22.43	7.87	-	6.14	-	5.61	-	5.52	-	5.16	-
31	Fronk, Ryan		A	CL	23.49	7.06	-	6.01	-	5.85	-	5.77	-	5.86	-
32	Rose, Neil		A	CL	23.51	6.31	3.00	6.60	-	4.91	-	5.76	-	6.24	-
33	Ward, Tom		A	RL	23.64	7.76	-	6.27	-	8.98	-	4.68	-	4.93	-
34	Fronk, Bob		A	CL	24.20	5.59	-	5.11	-	9.37	-	8.62	-	4.88	-
35	Conway, Tim		A	RO	24.21	14.37	30.00	9.31	-	4.49	-	6.62	-	3.79	-
36	Decot, Donavon		A	CL	25.63	11.67	-	6.70	-	7.01	-	5.91	-	6.01	-
37	Back, Russell		A	CL	27.53	7.43	-	7.35	-	6.13	-	7.87	-	6.62	-
38	Ironmonger, Hannah		none	RL	27.74	7.27	-	4.55	-	12.88	-	10.97	-	4.95	-
39	Back, Daniel		A	CL	32.84	8.89	-	6.28	-	6.76	-	12.65	-	10.91	-



## Stage 3 – Bay 3



**Start Position:** Facing Down Range with Wrist above Shoulders and Firearm Holstered  
\*\*\*\*\* (RimFire – Pointed at muzzle stick)

**Course of Fire:** Engage each target Big Plate with 2 rounds – End with Stop Plate

**Stop Plate :** RED Plate

**Maximum String Time :** 30 Seconds

**Penalties:** 3 Seconds - Foot Fault, Creeping, Missing a Plate or out of order,  
30 Seconds – Missing Stop Plate

\*Missed Plates can not be made up after hitting the stop plate

Plates 2- 18" x 24" Plates, 1- 12" Plates, 1 - Box \*\*\*Lumber 1-3' , 2-4'

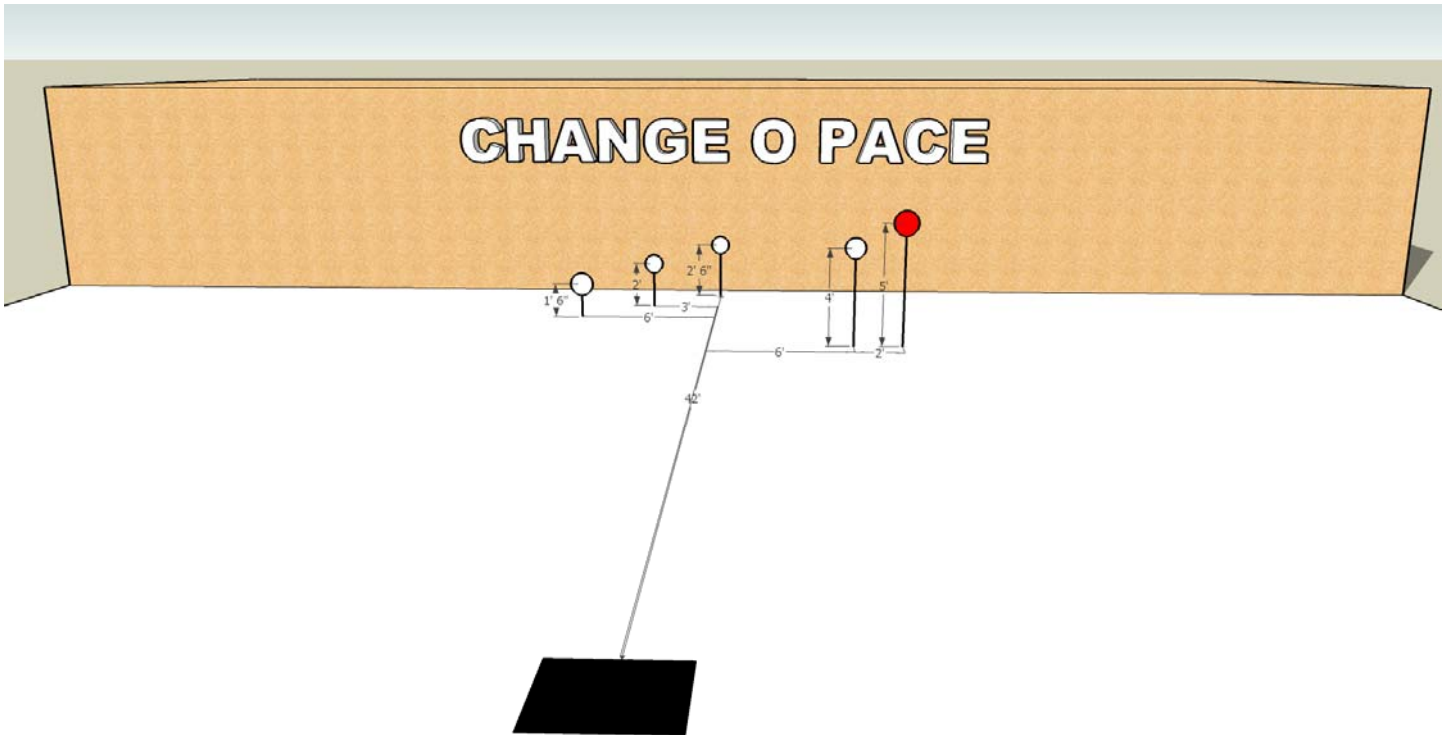
BGSL Steel Showdown  
3/12/2016

Entice - Combined

Final	Name	Number	Class	Division	Time	String 1		String 2		String 3		String 4		String 5	
						Raw	Pen	Raw	Pen	Raw	Pen	Raw	Pen	Raw	Pen
1	Foley, Mike		none	RRO	7.95	<b>2.02</b>	-	<b>1.97</b>	-	<b>2.03</b>	-	<b>1.93</b>	-	<del>10.34</del>	-
2	West, Barry		A	RRO	8.03	<b>2.14</b>	-	<b>2.14</b>	-	<del>2.21</del>	-	<b>1.85</b>	-	<b>1.90</b>	-
3	Mansfield, Tom			RRO	8.68	<b>2.25</b>	-	<b>2.19</b>	-	<b>2.09</b>	-	<b>2.15</b>	-	<del>2.97</del>	-
4	Carmical, Allen			RRO	8.95	<b>2.17</b>	-	<b>2.03</b>	-	<del>10.91</del>	-	<b>2.12</b>	-	<b>2.63</b>	-
5	Davis, Ryan		A	RO	8.96	<b>2.44</b>	-	<del>4.59</del>	-	<b>1.92</b>	-	<b>1.91</b>	-	<b>2.69</b>	-
6	Arnold, Austin		none	RL	9.03	<b>2.41</b>	-	<b>2.74</b>	-	<del>3.04</del>	-	<b>1.85</b>	-	<b>2.03</b>	-
7	Degrant, Ken		none	RL	9.09	<b>2.42</b>	-	<del>4.80</del>	-	<b>2.30</b>	-	<b>1.82</b>	-	<b>2.55</b>	-
8	Carroll, Kevin		U	RL	9.17	<b>2.47</b>	-	<b>2.13</b>	-	<b>2.21</b>	-	<b>2.36</b>	-	<del>1.80</del>	<del>3.00</del>
9	Hoffner, Chris			RO	9.55	<b>2.19</b>	-	<b>2.16</b>	-	<b>2.63</b>	-	<b>2.57</b>	-	<del>7.28</del>	-
10	Moore, John			RRO	9.61	<del>3.17</del>	-	<b>2.90</b>	-	<b>2.34</b>	-	<b>2.38</b>	-	<b>1.99</b>	-
11	Jeffrey, Barry		A	RRO	9.61	<b>2.43</b>	-	<del>2.57</del>	-	<b>2.31</b>	-	<b>2.39</b>	-	<b>2.48</b>	-
12	Owens, Brett		U	RO	9.68	<b>3.05</b>	-	<b>2.03</b>	-	<b>2.29</b>	-	<del>3.01</del>	<del>3.00</del>	<b>2.31</b>	-
13	Massie, Kevin		A	RRL	10.96	<b>2.78</b>	-	<del>4.68</del>	-	<b>2.87</b>	-	<b>2.84</b>	-	<b>2.47</b>	-
14	Rose, Joe		A	RO	12.00	<del>3.64</del>	-	<b>3.05</b>	-	<b>2.83</b>	-	<b>3.17</b>	-	<b>2.95</b>	-
15	Pelfrey, Savanna		A	RRO	12.39	<b>3.45</b>	-	<b>2.99</b>	-	<del>3.69</del>	-	<b>2.83</b>	-	<b>3.12</b>	-
16	Hay, David		A	RO	13.11	<b>3.82</b>	-	<b>2.98</b>	-	<b>3.21</b>	-	<del>3.30</del>	<del>3.00</del>	<b>3.10</b>	-
17	Ironmonger, Hannah		none	RL	13.15	<b>3.33</b>	-	<b>3.47</b>	-	<del>11.28</del>	-	<b>2.93</b>	-	<b>3.42</b>	-
18	Hartley, Julie		A	RL	13.18	<b>3.33</b>	-	<b>2.85</b>	-	<b>3.41</b>	-	<del>7.45</del>	<del>3.00</del>	<b>3.59</b>	-
19	Conway, Tim		A	RO	13.42	<b>3.51</b>	-	<del>4.58</del>	-	<b>3.71</b>	-	<b>3.22</b>	-	<b>2.98</b>	-
20	Mansfield, Thomas		A	RL	13.46	<b>3.56</b>	-	<b>4.16</b>	-	<b>2.74</b>	-	<b>3.00</b>	-	<del>4.50</del>	-
21	Rose, Neil		A	CL	13.75	<b>2.48</b>	<b>3.00</b>	<b>2.55</b>	-	<b>3.62</b>	-	<b>2.10</b>	-	<del>2.63</del>	<del>3.00</del>
22	Cerise, Alexis		A	RL	14.08	<b>4.61</b>	-	<b>3.64</b>	-	<b>2.64</b>	-	<del>30.00</del>	-	<b>3.19</b>	-
23	Cook, Frank		A	CL	14.12	<b>3.58</b>	-	<b>3.98</b>	-	<b>3.45</b>	-	<b>3.11</b>	-	<del>3.23</del>	<del>3.00</del>
24	Bryant, Carole		U	RO	14.47	<b>2.92</b>	-	<del>2.87</del>	<del>3.00</del>	<b>2.82</b>	<b>3.00</b>	<b>2.84</b>	-	<b>2.89</b>	-
25	Owens, Shaun		none	RL	15.45	<b>4.64</b>	-	<del>2.94</del>	<del>3.00</del>	<b>3.35</b>	-	<b>4.71</b>	-	<b>2.75</b>	-
26	Rockwell, Scott		A	CL	15.98	<b>4.11</b>	-	<b>4.09</b>	-	<b>3.70</b>	-	<del>4.85</del>	-	<b>4.08</b>	-
27	Cerise, Tracy		A	CL	16.60	<b>4.80</b>	-	<del>6.20</del>	-	<b>3.53</b>	-	<b>3.79</b>	-	<b>4.48</b>	-
28	Green, Matt		A	CL	16.64	<b>4.38</b>	-	<b>4.47</b>	-	<b>4.10</b>	-	<del>5.10</del>	-	<b>3.69</b>	-
29	Decot, Donavon		A	CL	16.88	<b>3.79</b>	-	<del>4.93</del>	-	<b>4.93</b>	-	<b>3.76</b>	-	<b>4.40</b>	-
30	Ward, Thomas		A	RL	16.99	<b>4.10</b>	-	<b>3.92</b>	-	<del>5.01</del>	-	<b>4.00</b>	-	<b>4.97</b>	-
31	Brassfield, Mike		A	CL	17.23	<b>4.03</b>	-	<b>5.79</b>	-	<b>3.84</b>	-	<b>3.57</b>	-	<del>6.13</del>	-
32	King, Zachary		A	RL	17.93	<b>4.07</b>	-	<b>4.45</b>	-	<del>6.89</del>	-	<b>5.51</b>	-	<b>3.90</b>	-
33	Green, Geenie		A	RL	19.19	<b>5.30</b>	-	<b>5.56</b>	-	<del>5.89</del>	-	<b>4.27</b>	-	<b>4.06</b>	-
34	Thompson, Rufus		none	CL	19.56	<b>5.41</b>	-	<b>4.98</b>	-	<b>4.59</b>	-	<b>4.58</b>	-	<del>7.00</del>	-
35	Carmical, Logan		A	RL	19.95	<del>7.70</del>	-	<b>5.64</b>	-	<b>5.38</b>	-	<b>4.88</b>	-	<b>4.05</b>	-
36	Arnold, Michael		U	CL	20.21	<b>4.83</b>	-	<del>6.42</del>	-	<b>4.66</b>	-	<b>6.09</b>	-	<b>4.63</b>	-
37	Fronk, Bob		A	CL	20.32	<b>5.62</b>	-	<del>6.04</del>	-	<b>4.46</b>	-	<b>5.10</b>	-	<b>5.14</b>	-
38	Fronk, Ryan		A	CL	20.45	<del>9.76</del>	-	<b>4.67</b>	-	<b>4.50</b>	-	<b>6.24</b>	-	<b>5.04</b>	-



## Stage 4 – Bay 4



**Start Position:** Facing Down Range with Wrist above Shoulders and Firearm Holstered  
\*\*\*\*\* (RimFire – Low ready - Pointed at muzzle stick – Finger OFF TRIGGER)

**Course of Fire:** Engage each target with 1 Round – End with Stop Plate

**Stop Plate :** RED Plate

**Maximum String Time :** 30 Seconds

**Penalties:** 3 Seconds - Foot Fault, Creeping, Missing a Plate or out of order,  
30 Seconds – Missing Stop Plate

\*Missed Plates can not be made up after hitting the stop plate

2– 10” Plates, 3- 12” Plates, 1-Shooting Box, \*\*Lumber 1-1.5’, 1-2’, 1-2.5’, 1-4’, 1-5’

BGSL Steel Showdown  
3/12/2016

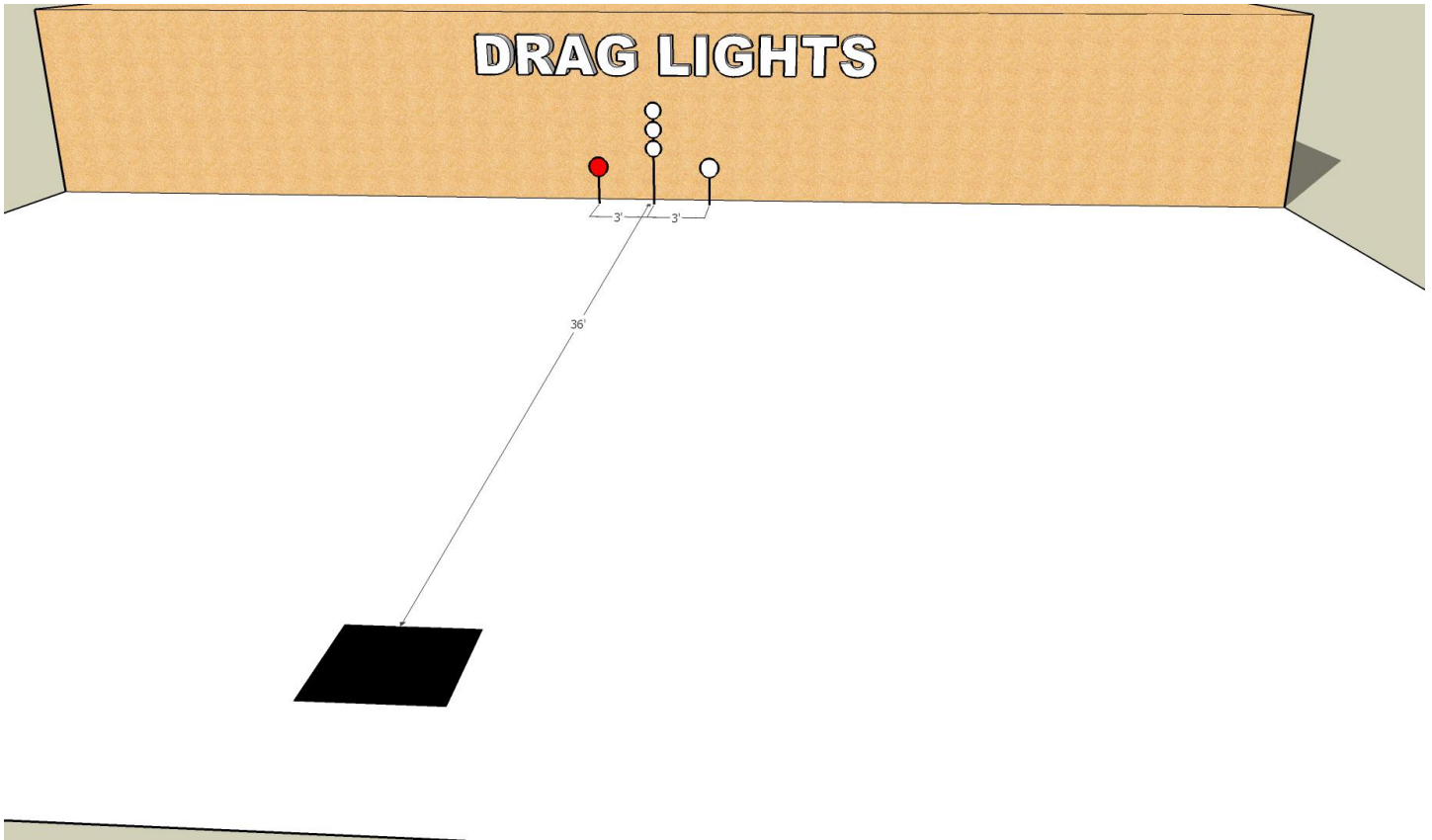
Change O Pace - Combined

Final	Name	Number	Class	Division	Time	String 1		String 2		String 3		String 4		String 5	
						Raw	Pen	Raw	Pen	Raw	Pen	Raw	Pen	Raw	Pen
1	West, Barry		A	RRO	8.56	<del>2.58</del>	-	<b>1.89</b>	-	<b>2.57</b>	-	<b>1.91</b>	-	<b>2.19</b>	-
2	Foley, Mike		none	RRO	9.20	<del>2.69</del>	-	<b>2.41</b>	-	<b>2.21</b>	-	<b>2.30</b>	-	<b>2.28</b>	-
3	Carmical, Allen			RRO	9.41	<b>2.56</b>	-	<b>2.25</b>	-	<b>2.35</b>	-	<del>2.89</del>	-	<b>2.25</b>	-
4	Degrant, Ken		none	RL	9.53	<b>2.89</b>	-	<b>2.35</b>	-	<b>1.96</b>	-	<del>3.64</del>	-	<b>2.33</b>	-
5	Hoffner, Chris			RO	9.64	<b>2.37</b>	-	<b>2.45</b>	-	<del>2.90</del>	-	<b>2.67</b>	-	<b>2.15</b>	-
6	Carroll, Kevin		U	RL	10.79	<b>3.08</b>	-	<b>2.70</b>	-	<b>2.11</b>	-	<b>2.90</b>	-	<del>3.38</del>	-
7	Mansfield, Tom			RRO	10.90	<b>2.69</b>	-	<del>3.74</del>	-	<b>3.19</b>	-	<b>2.69</b>	-	<b>2.33</b>	-
8	Moore, John			RRO	11.03	<b>3.30</b>	-	<b>2.41</b>	-	<b>2.93</b>	-	<b>2.39</b>	-	<del>3.67</del>	-
9	Owens, Brett		U	RO	11.22	<b>2.34</b>	-	<b>2.58</b>	-	<b>3.35</b>	-	<b>2.95</b>	-	<del>4.84</del>	-
10	Jeffrey, Barry		A	RRO	11.61	<del>3.72</del>	-	<b>2.81</b>	-	<b>3.03</b>	-	<b>2.90</b>	-	<b>2.87</b>	-
11	Hay, David		A	RO	11.70	<b>3.19</b>	-	<del>3.77</del>	-	<b>2.92</b>	-	<b>2.84</b>	-	<b>2.75</b>	-
12	Massie, Kevin		A	RRL	11.71	<del>3.33</del>	-	<b>2.97</b>	-	<b>2.78</b>	-	<b>2.74</b>	-	<b>3.22</b>	-
13	Arnold, Austin		none	RL	12.52	<b>2.89</b>	-	<b>3.29</b>	-	<b>1.94</b>	-	<del>30.00</del>	-	<b>4.40</b>	-
14	Davis, Ryan		A	RO	12.66	<b>2.38</b>	-	<b>2.05</b>	-	<b>4.46</b>	-	<b>3.77</b>	-	<del>8.03</del>	-
15	Rose, Neil		A	CL	12.97	<b>3.10</b>	-	<b>3.42</b>	-	<b>3.11</b>	-	<b>3.34</b>	-	<del>4.29</del>	-
16	Owens, Shaun		none	RL	13.13	<b>3.94</b>	-	<b>3.26</b>	-	<b>2.67</b>	-	<b>3.26</b>	-	<del>4.81</del>	-
17	Bryant, Carole		U	RO	13.90	<del>5.01</del>	-	<b>3.19</b>	-	<b>4.19</b>	-	<b>3.30</b>	-	<b>3.22</b>	-
18	Cook, Frank		A	CL	14.95	<del>4.36</del>	-	<b>3.67</b>	-	<b>3.51</b>	-	<b>3.55</b>	-	<b>4.22</b>	-
19	Pelfrey, Savanna		A	RRO	15.11	<b>3.95</b>	-	<b>3.85</b>	-	<del>4.36</del>	-	<b>3.80</b>	-	<b>3.51</b>	-
20	Conway, Tim		A	RO	15.59	<b>4.29</b>	-	<b>3.92</b>	-	<del>14.56</del>	-	<b>3.56</b>	-	<b>3.82</b>	-
21	Ironmonger, Hannah		none	RL	17.31	<b>5.33</b>	-	<b>3.55</b>	-	<del>11.59</del>	-	<b>3.79</b>	-	<b>4.64</b>	-
22	Rose, Joe		A	RO	17.37	<del>7.28</del>	-	<b>4.59</b>	-	<b>4.01</b>	-	<b>4.31</b>	-	<b>4.46</b>	-
23	Rockwell, Scott		A	CL	17.45	<b>4.26</b>	-	<b>4.50</b>	-	<b>4.43</b>	-	<b>4.26</b>	-	<del>4.68</del>	-
24	Green, Matt		A	CL	17.90	<b>4.47</b>	-	<del>4.70</del>	-	<b>4.08</b>	-	<b>4.68</b>	-	<b>4.67</b>	-
25	King, Zachary		A	RL	18.49	<b>4.63</b>	-	<b>4.40</b>	-	<b>4.99</b>	-	<b>4.47</b>	-	<del>5.34</del>	-
26	Cerise, Alexis		A	RL	18.73	<del>6.81</del>	-	<b>5.51</b>	-	<b>3.32</b>	-	<b>6.01</b>	-	<b>3.89</b>	-
27	Ward, Thomas		A	RL	18.86	<b>4.70</b>	-	<b>4.82</b>	-	<b>4.78</b>	-	<b>4.56</b>	-	<del>7.48</del>	-
28	Green, Geenie		A	RL	19.95	<del>7.78</del>	-	<b>5.01</b>	-	<b>5.77</b>	-	<b>5.29</b>	-	<b>3.88</b>	-
29	Fronk, Ryan		A	CL	20.31	<b>5.52</b>	-	<del>5.95</del>	-	<b>5.80</b>	-	<b>4.68</b>	-	<b>4.31</b>	-
30	Thompson, Rufus		none	CL	20.78	<del>5.78</del>	-	<b>5.23</b>	-	<b>5.17</b>	-	<b>4.95</b>	-	<b>5.43</b>	-
31	Cerise, Tracy		A	CL	20.99	<b>5.20</b>	-	<b>3.98</b>	-	<del>9.42</del>	-	<b>6.50</b>	-	<b>5.31</b>	-
32	Hartley, Julie		A	RL	22.04	<b>4.57</b>	-	<b>5.69</b>	-	<del>7.09</del>	-	<b>6.27</b>	-	<b>5.51</b>	-
33	Decot, Donavon		A	CL	22.56	<b>6.70</b>	-	<b>5.64</b>	-	<b>5.23</b>	-	<del>7.04</del>	-	<b>4.99</b>	-
34	Brassfield, Mike		A	CL	22.79	<b>5.98</b>	-	<b>5.00</b>	-	<del>7.58</del>	-	<b>6.05</b>	-	<b>5.76</b>	-
35	Ward, Tom		A	RL	23.28	<b>5.95</b>	-	<b>4.33</b>	-	<del>7.77</del>	-	<b>6.79</b>	-	<b>6.21</b>	-
36	Arnold, Michael		U	CL	23.40	<b>5.02</b>	-	<b>7.22</b>	-	<b>5.81</b>	-	<b>5.35</b>	-	<del>13.38</del>	-
37	Fronk, Bob		A	CL	24.43	<b>6.53</b>	-	<b>7.11</b>	-	<b>6.09</b>	-	<del>7.19</del>	-	<b>4.70</b>	-
38	Back, Russell		A	CL	25.69	<b>6.56</b>	-	<b>6.05</b>	-	<b>6.38</b>	-	<del>7.68</del>	-	<b>6.70</b>	-





## Stage 5 – Bay 5



**Start Position:** Facing Down Range with Wrist above Shoulders and Firearm Holstered  
\*\*\*\*\* (RimFire – Pointed at muzzle stick)

**Course of Fire:** Engage each target with 1 round - End with Stop Plate

**Stop Plate :** RED Plate

**Maximum String Time :** 30 Seconds

**Penalties:** 3 Seconds - Foot Fault, Creeping, Missing a Plate or out of order,  
30 Seconds – Missing Stop Plate

\*Missed Plates can not be made up after hitting the stop plate

3- 10" Plates, 2 - 12" Plates, Shooting Box – 1 \*\*\*Lumber 1-5', 1- 4', 1- 3', 2- 2'

BGSL Steel Showdown  
3/12/2016

Drag Lights - Combined

Final	Name	Number	Class	Division	Time	String 1		String 2		String 3		String 4		String 5	
						Raw	Pen	Raw	Pen	Raw	Pen	Raw	Pen	Raw	Pen
1	West, Barry		A	RRO	8.07	<del>2.75</del>	-	<b>2.19</b>	-	<b>2.06</b>	-	<b>1.94</b>	-	<b>1.88</b>	-
2	Davis, Ryan		A	RO	8.32	<b>2.13</b>	-	<del>2.65</del>	-	<b>2.01</b>	-	<b>1.95</b>	-	<b>2.23</b>	-
3	Mansfield, Tom			RRO	9.03	<b>2.08</b>	-	<b>2.38</b>	-	<b>2.30</b>	-	<del>2.45</del>	-	<b>2.27</b>	-
4	Moore, John			RRO	9.04	<b>2.19</b>	-	<b>1.86</b>	-	<b>2.77</b>	-	<b>2.22</b>	-	<del>3.56</del>	-
5	Carmical, Allen			RRO	9.12	<b>2.72</b>	-	<b>1.73</b>	-	<b>2.39</b>	-	<b>2.28</b>	-	<del>3.02</del>	-
6	Foley, Mike		none	RRO	9.48	<del>2.76</del>	-	<b>1.89</b>	-	<b>2.65</b>	-	<b>2.57</b>	-	<b>2.37</b>	-
7	Hoffner, Chris			RO	9.52	<b>2.42</b>	-	<b>2.27</b>	-	<b>2.25</b>	-	<b>2.58</b>	-	<del>4.35</del>	-
8	Degrant, Ken		none	RL	10.50	<b>2.81</b>	-	<b>2.74</b>	-	<del>3.30</del>	-	<b>2.21</b>	-	<b>2.74</b>	-
9	Massie, Kevin		A	RRL	10.74	<del>3.15</del>	-	<b>2.96</b>	-	<b>2.85</b>	-	<b>2.44</b>	-	<b>2.49</b>	-
10	Carroll, Kevin		U	RL	10.76	<b>3.19</b>	-	<b>2.73</b>	-	<del>2.37</del>	<b>3.00</b>	<b>2.44</b>	-	<b>2.40</b>	-
11	Arnold, Austin		none	RL	10.85	<b>2.89</b>	-	<b>3.15</b>	-	<b>2.44</b>	-	<del>16.47</del>	<del>9.00</del>	<b>2.37</b>	-
12	Owens, Brett		U	RO	12.21	<b>2.72</b>	-	<b>3.37</b>	-	<b>2.82</b>	-	<del>3.76</del>	-	<b>3.30</b>	-
13	Jeffrey, Barry		A	RRO	12.53	<b>3.59</b>	-	<b>3.55</b>	-	<b>2.64</b>	-	<b>2.75</b>	-	<del>9.28</del>	-
14	Hay, David		A	RO	13.38	<b>3.76</b>	-	<del>3.90</del>	-	<b>3.09</b>	-	<b>3.50</b>	-	<b>3.03</b>	-
15	Ironmonger, Hannah		none	RL	14.38	<b>4.19</b>	-	<b>3.45</b>	-	<del>5.21</del>	-	<b>3.49</b>	-	<b>3.25</b>	-
16	Rose, Joe		A	RO	14.51	<del>4.07</del>	-	<b>3.50</b>	-	<b>3.81</b>	-	<b>3.70</b>	-	<b>3.50</b>	-
17	Bryant, Carole		U	RO	14.56	<b>4.25</b>	-	<b>3.36</b>	-	<b>3.58</b>	-	<del>7.64</del>	-	<b>3.37</b>	-
18	Cook, Frank		A	CL	15.40	<b>4.06</b>	-	<b>3.75</b>	-	<del>4.65</del>	-	<b>4.03</b>	-	<b>3.56</b>	-
19	Pelfrey, Savanna		A	RRO	15.54	<b>4.49</b>	-	<del>20.00</del>	-	<b>3.74</b>	-	<b>3.74</b>	-	<b>3.57</b>	-
20	Rose, Neil		A	CL	16.25	<del>5.67</del>	-	<b>4.74</b>	-	<b>3.04</b>	-	<b>4.48</b>	-	<b>3.99</b>	-
21	Conway, Tim		A	RO	16.51	<b>4.43</b>	-	<del>4.76</del>	-	<b>3.85</b>	-	<b>3.93</b>	-	<b>4.30</b>	-
22	Green, Matt		A	CL	16.56	<del>5.22</del>	-	<b>4.00</b>	-	<b>4.12</b>	-	<b>4.53</b>	-	<b>3.91</b>	-
23	Cerise, Alexis		A	RL	17.72	<b>4.36</b>	-	<b>5.13</b>	-	<del>5.36</del>	-	<b>4.18</b>	-	<b>4.05</b>	-
24	Rockwell, Scott		A	CL	17.98	<del>5.09</del>	-	<b>4.81</b>	-	<b>4.24</b>	-	<b>4.01</b>	-	<b>4.92</b>	-
25	King, Zachary		A	RL	18.23	<b>4.08</b>	-	<b>5.12</b>	-	<del>5.45</del>	-	<b>4.47</b>	-	<b>4.56</b>	-
26	Owens, Shaun		none	RL	19.05	<b>6.42</b>	-	<del>18.55</del>	-	<b>4.05</b>	-	<b>3.71</b>	-	<b>4.87</b>	-
27	Decot, Donavon		A	CL	19.30	<b>4.46</b>	-	<b>5.46</b>	-	<b>4.57</b>	-	<del>4.56</del>	<del>3.00</del>	<b>4.81</b>	-
28	Fronk, Bob		A	CL	19.78	<b>4.81</b>	-	<b>5.07</b>	-	<b>5.31</b>	-	<del>6.65</del>	-	<b>4.59</b>	-
29	Ward, Thomas		A	RL	20.23	<del>6.05</del>	-	<b>5.11</b>	-	<b>5.94</b>	-	<b>5.05</b>	-	<b>4.13</b>	-
30	Hartley, Julie		A	RL	20.47	<del>6.15</del>	-	<b>5.22</b>	-	<b>4.98</b>	-	<b>5.74</b>	-	<b>4.53</b>	-
31	Green, Geenie		A	RL	20.96	<del>6.95</del>	-	<b>4.61</b>	-	<b>4.78</b>	-	<b>5.36</b>	-	<b>6.21</b>	-
32	Cerise, Tracy		A	CL	21.28	<b>5.51</b>	-	<b>4.81</b>	-	<b>6.41</b>	-	<del>7.15</del>	-	<b>4.55</b>	-
33	Mansfield, Thomas		A	RL	21.70	<b>4.76</b>	-	<b>4.45</b>	-	<b>6.20</b>	-	<del>3.96</del>	<del>3.00</del>	<b>3.29</b>	<b>3.00</b>
34	Fronk, Ryan		A	CL	21.72	<b>6.46</b>	-	<b>4.36</b>	-	<b>5.85</b>	-	<del>7.32</del>	-	<b>5.05</b>	-
35	Thompson, Rufus		none	CL	23.03	<b>6.67</b>	-	<del>6.71</del>	-	<b>5.61</b>	-	<b>5.65</b>	-	<b>5.10</b>	-
36	Arnold, Michael		U	CL	25.51	<b>7.20</b>	-	<b>5.96</b>	-	<b>4.99</b>	-	<del>10.85</del>	-	<b>7.36</b>	-
37	Back, Russell		A	CL	27.37	<b>7.38</b>	-	<del>8.49</del>	-	<b>7.37</b>	-	<b>6.76</b>	-	<b>5.86</b>	-
38	Sanders, Wes		A	CL	27.94	<del>13.41</del>	-	<b>8.44</b>	-	<b>6.92</b>	-	<b>6.55</b>	-	<b>6.03</b>	-

