

Advanced Weapons Technology

RULES: USPSA Rule Book, Current Edition

COURSE DESIGNER: Ken Skeeters

START POSITION: CHRONO

STAGE PROCEDURE

SCORING


SCORING: 8 rounds lots of points

TARGETS:

SCORED HITS:

START-STOP:

PENALTIES:



SETUP NOTES:

Notes go here.

RO NOTES:

Maintain target and prop position integrity throughout the match.

How to use:

Either drag objects or copy/paste (if more of the same object is needed) into the template to the left.

Fault lines can be created by choosing "Insert", "Shapes", "Lines".

Edit the template for items such as : "Title", "Course Designer", "Start Position", "Scoring", etc.

New walls, shooting box, ports, and other items can be easliy created in the program. Wall colors can be changed, etc.

Printing:

To print just the template make sure to select only page 1 or it will print everything in the wookbook.

Saving:

You should save one copy as your "Master Template" before any changes are made.

After you create a stage choose the "Save As" option and name it the same as the "Title" if you wish to use or edit it again.

If you have Acrobat you can save it as a PDF, but remember to save only page 1 or it will save all page from the wookbook.

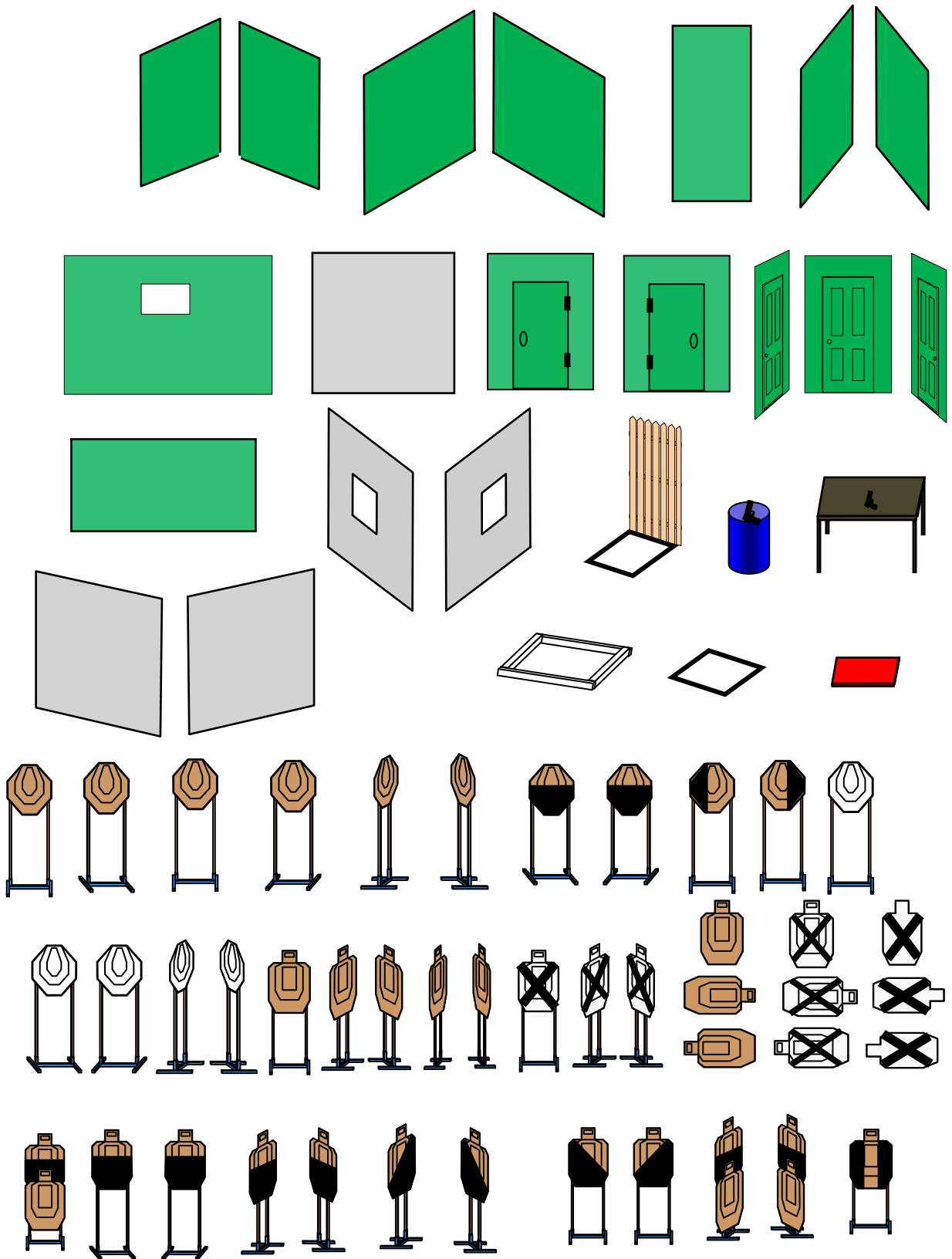
Questions:


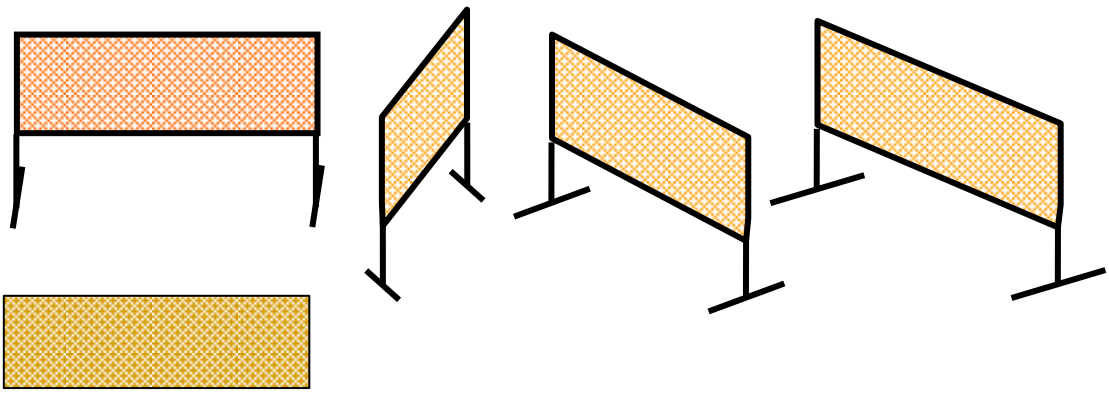
If you have any questions, please let me know. Send email to: ronnie@casperracing.com

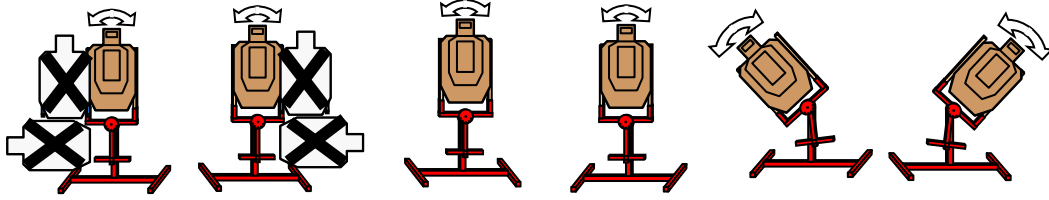
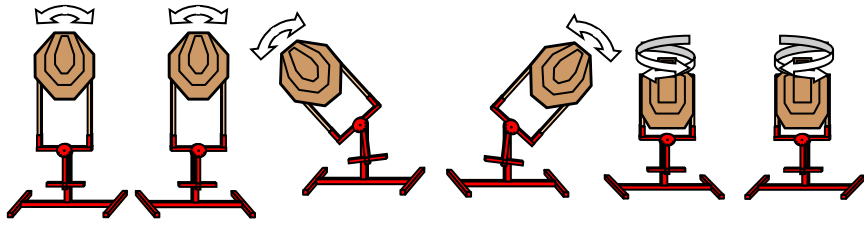
Credits:

This Excel Stage Designer has been created with many available items from throughout the internet. I do not take credit for any of these items, I have only put this together to try to make it easier for individuals to create stages.

For directions on how to use this Stage Designer, see the text box below.







x x

