

Materials Required

1/9/2016

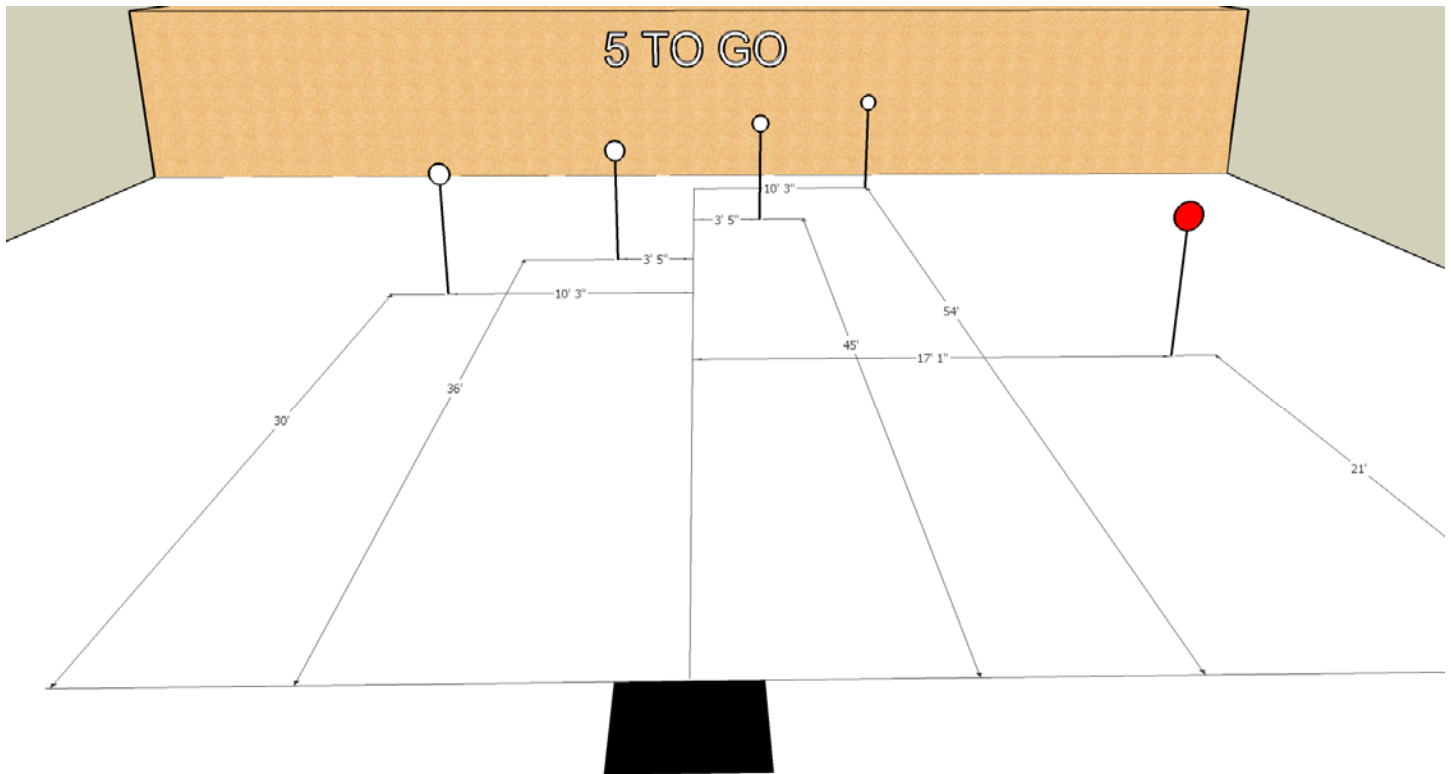
Stage	2'	3"	3.5'	4"	4.5'	5"	10 Plate	12 Plate	18 x24	
Five To Go						5	4	1		Bay 1
Back N 4th				2					2	Bay 2
Too Easy						5	3	2		Bay 3
Down Time				5			**1		4	Bay 4
Not Again		3			1		1	2	1	Bay 5

	2'	3"	3.5'	4"	4.5'	5"	10 Plate	12 Plate	18 x24
Need 4 Match	0	3	0	7	1	10	9	5	7

Stock	12	12	7
-------	----	----	---

Whats Left	3	7	0
------------	---	---	---

Stage 1 – Bay 1



Start Position: Facing Down Range with Wrist above Shoulders and Firearm Holstered
***** (RimFire – Pointed at muzzle stick)

Course of Fire: Engage each target with 1 round – End with Stop Plate

Stop Plate : RED Plate

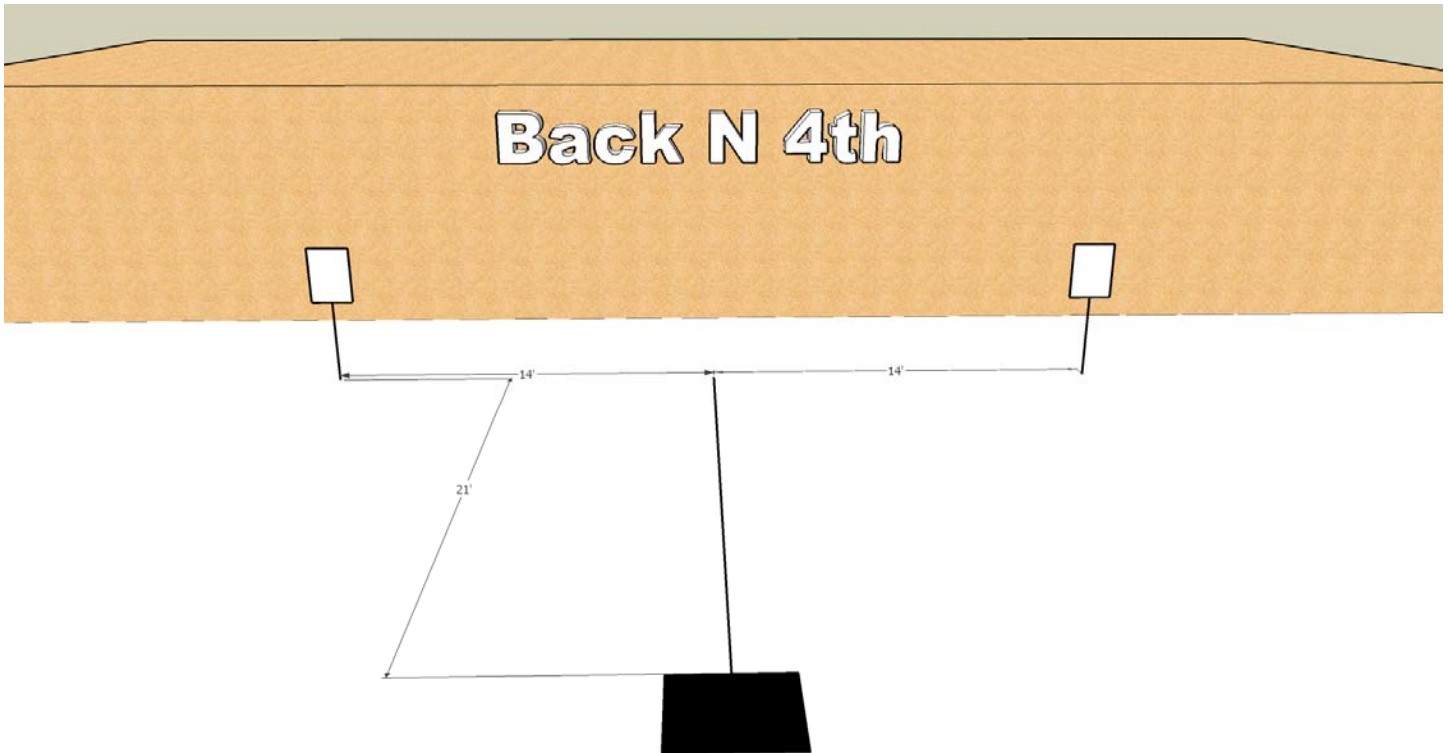
Maximum String Time : 30 Seconds

Penalties: 3 Seconds - Foot Fault, Creeping, Missing a Plate or out of order,
30 Seconds – Missing Stop Plate

*Missed Plates can not be made up after hitting the stop plate

Plates 4- 10" 1- 12" Box – 1 Lumber 5-5' 2x4

Stage 2 – Bay 2



Start Position: Facing Down Range with Wrist above Shoulders and Firearm Holstered
***** (RimFire – Pointed at muzzle stick)

Course of Fire: Alternate between Targets for a total of 5 Rds
(Example: Right, Left, Right, Left, Right or Left, Right, Left, Right. Left)
Shooters choice....

Stop Plate : Will be the first Target - ENGAGED

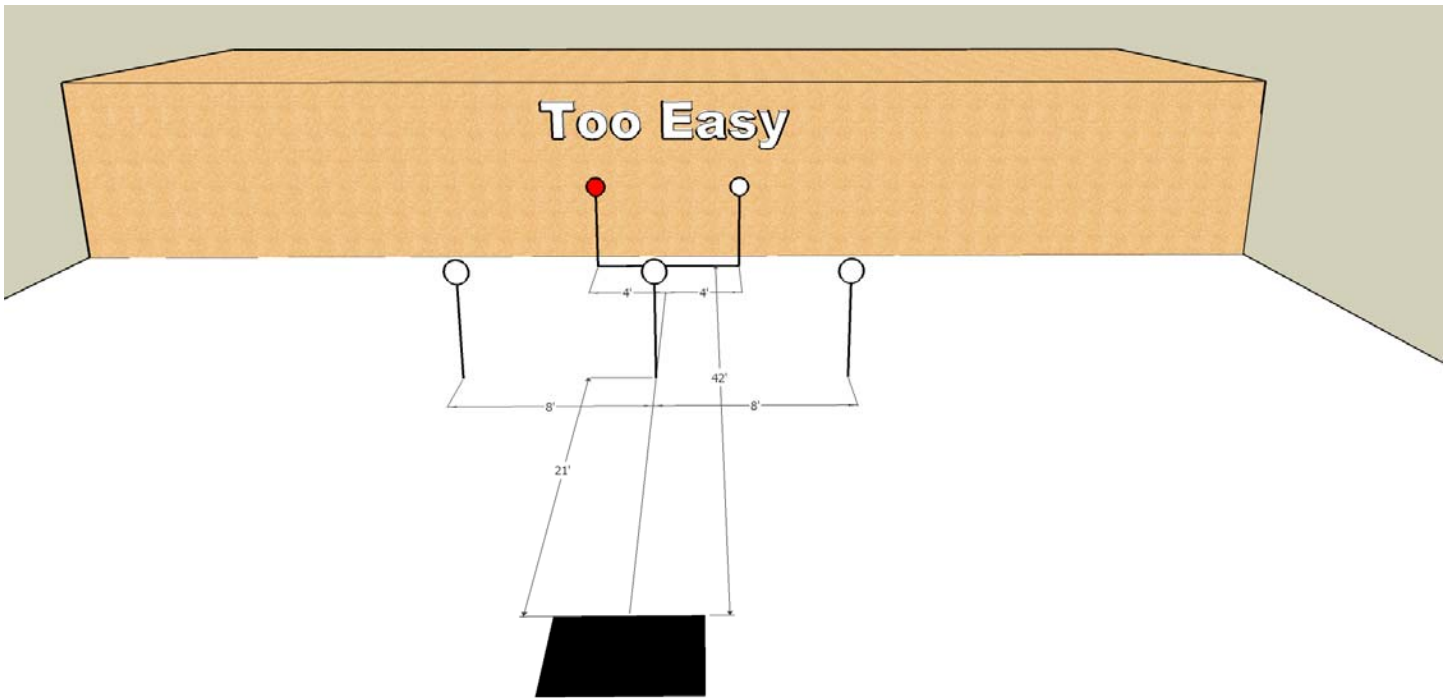
Maximum String Time : 30 Seconds

Penalties: 3 Seconds - Foot Fault, Creeping, Missing a Plate or out of order,
30 Seconds – Missing Stop Plate

*Missed Plates can not be made up after hitting the stop plate

Equipment Required: 2 - 18" x 24", 2- 4' 2x4 , 1- Shooting Box

Stage 3 – Bay 3



Start Position: Facing Down Range with Wrist above Shoulders and Firearm Holstered
***** (RimFire – Pointed at muzzle stick)

Course of Fire: Engage each target with 1 Round – End with Stop Plate

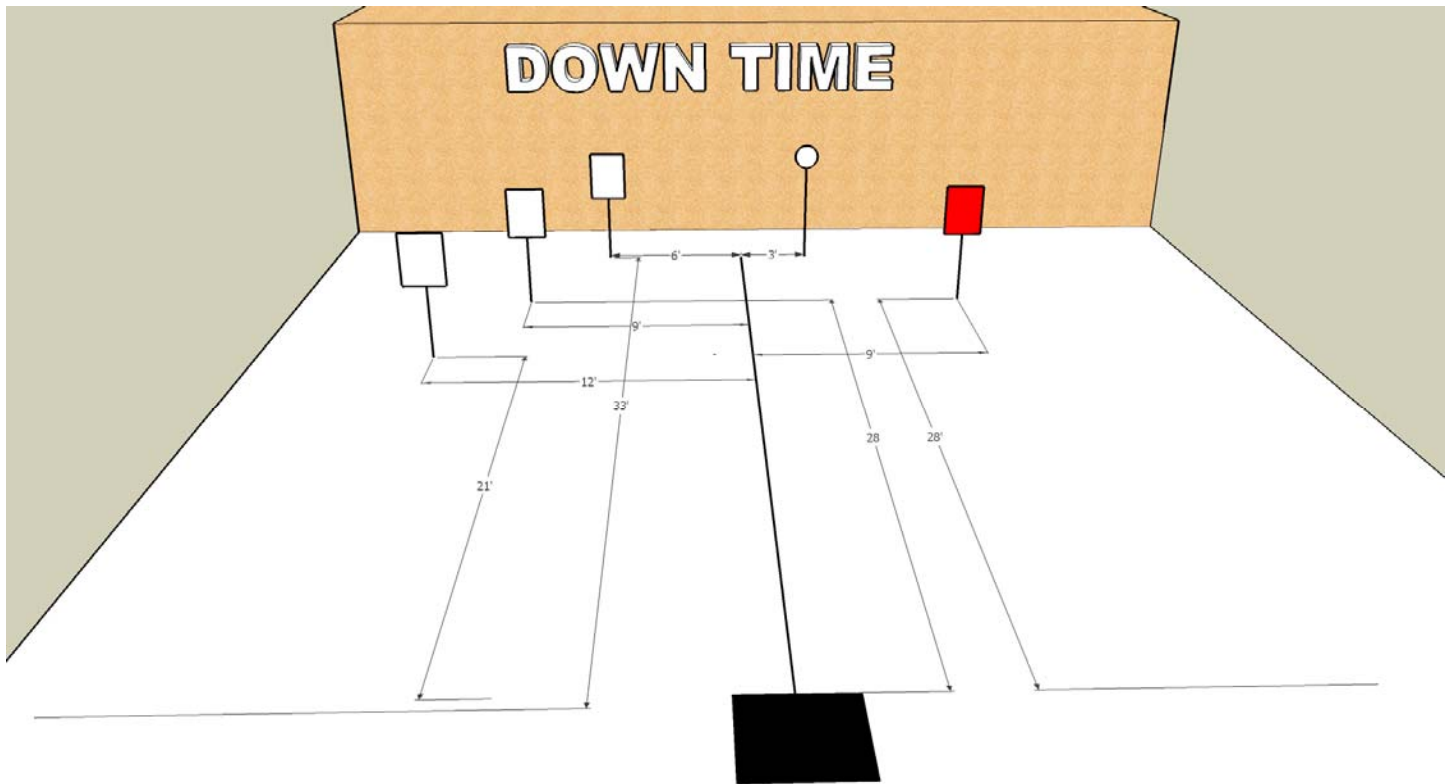
Stop Plate : RED Plate

Maximum String Time : 30 Seconds

Penalties: 3 Seconds - Foot Fault, Creeping, Missing a Plate or out of order,
30 Seconds – Missing Stop Plate

*Missed Plates can not be made up after hitting the stop plate

Stage 4 – Bay 4



Start Position: Facing Down Range with Wrist above Shoulders and Firearm Holstered
***** (RimFire – Pointed at muzzle stick)

Course of Fire: Engage each target with 1 round (Round Target is Optional) – End with Stop Plate

Stop Plate : RED Plate

Optional Plate: Round Plate is Optional – and **will reduce string time by 1.25 seconds** (Misses on other targets will nullify the option plate – and will result in a straight time plus any penalties)


Maximum String Time : 30 Seconds

Penalties: 3 Seconds - Foot Fault, Creeping, Missing a Plate or out of order,
30 Seconds – Missing Stop Plate

*Missed Plates can not be made up after hitting the stop plate

4 – 18" x 24" Plates, 1 – 6" Plate, 5 – 4' 2x4

Stage 5 – Bay 5



Start Position: Facing Down Range with Wrist above Shoulders and Firearm Holstered
***** (RimFire – Pointed at muzzle stick)

Course of Fire: Engage the Start Plate (Red) and then 1 round to each remaining plate then End by hit the Start Plate

Stop Plate : RED Plate

Maximum String Time : 30 Seconds

Penalties: 3 Seconds - Foot Fault, Creeping, Missing a Plate or out of order,
30 Seconds – Missing Stop Plate

*Missed Plates can not be made up after hitting the stop plate

Equipment Required: 1-10", 2-12", 1- 18" x 24" , 1- Shooting Box