

BGSL Steel Showdon
9/19/2015
Match Results (division by time)

CF Limited

Final	Name	Number	Class	Division	Time	Stage 1 (Tompton's Option)	Stage 2 (Foote loose)	Stage 3 (Change O Pace)	Stage 4 (Gadzooks)	Stage 5 (Da Bat)
1	Liau, James		A	CL	131.54	23.48	47.58	24.52	20.61	15.35
2	Brassfield, Mike		A	CL	135.36	15.73	36.90	36.72	22.70	23.31
3	Sullivan, Suzanne		A	CL	200.90	31.34	69.55	49.50	26.83	23.68

CF Open

Final	Name	Number	Class	Division	Time	Stage 1 (Tompton's Option)	Stage 2 (Foote loose)	Stage 3 (Change O Pace)	Stage 4 (Gadzooks)	Stage 5 (Da Bat)
1	Barr, At		A	CO	119.47	14.24	40.55	21.95	23.60	19.13

OSR

Final	Name	Number	Class	Division	Time	Stage 1 (Tompton's Option)	Stage 2 (Foote loose)	Stage 3 (Change O Pace)	Stage 4 (Gadzooks)	Stage 5 (Da Bat)
1	Shields, Mike		A	OSR	93.91	10.74	31.08	21.85	16.24	14.00

RF Limited

Final	Name	Number	Class	Division	Time	Stage 1 (Tompton's Option)	Stage 2 (Foote loose)	Stage 3 (Change O Pace)	Stage 4 (Gadzooks)	Stage 5 (Da Bat)
1	Baldrige, Josh		none	RL	60.66	3.49	26.51	10.80	11.53	8.33
2	Baldrige, Charles		Class	RL	69.08	4.12	31.50	10.46	12.81	10.19
3	Cottrell, J.t	L2588	M	RL	71.35	5.31	27.32	14.20	13.92	10.60
4	Degrant, Ken		none	RL	72.02	2.82	31.77	13.72	9.51	14.20
5	Jeffrey, Barry		A	RL	86.47	7.34	41.97	12.97	14.11	10.08
6	Hay, David		A	RL	90.48	7.80	37.43	18.75	15.08	11.42
7	Ironmonger, Brandon		A	RL	92.64	10.13	37.46	13.77	21.39	9.89
8	Andrews, David		A	RL	119.17	15.25	47.82	17.42	24.65	14.03
9	Richardson, Jessie		A	RL	125.55	14.02	38.53	19.60	38.95	14.45
10	Andrews, Wesley		X	RL	180.11	25.62	49.53	28.40	58.52	18.04
11	Atkins, Barbara			RL	310.11	25.71	93.59	32.50	120.00	38.31

RF Open

Final	Name	Number	Class	Division	Time	Stage 1 (Tompton's Option)	Stage 2 (Foote loose)	Stage 3 (Change O Pace)	Stage 4 (Gadzoos)	Stage 5 (Da Bat)
1	Davis, Ryan		A	RO	48.67	3.90	17.08	10.66	9.01	8.02

RF Revolver

Final	Name	Number	Class	Division	Time	Stage 1 (Tompton's Option)	Stage 2 (Foote loose)	Stage 3 (Change O Pace)	Stage 4 (Gadzoos)	Stage 5 (Da Bat)
1	Carroll, Kevin		U	RR	77.52	5.08	34.21	11.85	15.54	10.84

RF Rifle Limited

Final	Name	Number	Class	Division	Time	Stage 1 (Tompton's Option)	Stage 2 (Foote loose)	Stage 3 (Change O Pace)	Stage 4 (Gadzoos)	Stage 5 (Da Bat)
1	Massie, Kevin		A	RRL	83.99	10.01	34.46	16.70	13.68	9.14

RF Rifle Open

Final	Name	Number	Class	Division	Time	Stage 1 (Tompton's Option)	Stage 2 (Foote loose)	Stage 3 (Change O Pace)	Stage 4 (Gadzoos)	Stage 5 (Da Bat)
1	West, Barry		A	RRO	46.02	3.93	17.27	9.51	8.36	6.95
2	Massie, Travis		A	RRO	64.62	6.95	24.89	14.35	10.30	8.13
3	King, Andrew		U	RRO	66.17	6.36	21.86	20.19	10.05	7.71
4	Atkins, Barry		none	RRO	76.61	7.52	30.53	15.19	11.76	11.61
5	Logsdon, Ron		A	RRO	79.96	6.94	32.44	13.17	14.37	13.04
6	Pelfrey, Savanna		A	RRO	122.87	14.60	52.62	20.07	19.34	16.24
7	Barr, Barbara		A	RRO	149.21	13.24	54.61	20.38	45.42	15.56

BGSL Steel Showdon
9/19/2015
Match Results (by time)

Final	Name	Number	Class	Division	Time	Stage 1 (Tompton's Option)	Stage 2 (Foot loose)	Stage 3 (Change O Pace)	Stage 4 (Gadzooks)	Stage 5 (Da Bat)
1	West, Barry		A	RRO	46.02	3.93	17.27	9.51	8.36	6.95
2	Davis, Ryan		A	RO	48.67	3.90	17.08	10.66	9.01	8.02
3	Baldrige, Josh		none	RL	60.66	3.49	26.51	10.80	11.53	8.33
4	Massie, Travis		A	RRO	64.62	6.95	24.89	14.35	10.30	8.13
5	King, Andrew		U	RRO	66.17	6.36	21.86	20.19	10.05	7.71
6	Baldrige, Charles		Class	RL	69.08	4.12	31.50	10.46	12.81	10.19
7	Cottrell, J.t	L2588	M	RL	71.35	5.31	27.32	14.20	13.92	10.60
8	Degrant, Ken		none	RL	72.02	2.82	31.77	13.72	9.51	14.20
9	Atkins, Barry		none	RRO	76.61	7.52	30.53	15.19	11.76	11.61
10	Carroll, Kevin		U	RR	77.52	5.08	34.21	11.85	15.54	10.84
11	Logsdon, Ron		A	RRO	79.96	6.94	32.44	13.17	14.37	13.04
12	Massie, Kevin		A	RRL	83.99	10.01	34.46	16.70	13.68	9.14
13	Jeffrey, Barry		A	RL	86.47	7.34	41.97	12.97	14.11	10.08
14	Hay, David		A	RL	90.48	7.80	37.43	18.75	15.08	11.42
15	Ironmonger, Brandon		A	RL	92.64	10.13	37.46	13.77	21.39	9.89
16	Shields, Mike		A	OSR	93.91	10.74	31.08	21.85	16.24	14.00
17	Andrews, David		A	RL	119.17	15.25	47.82	17.42	24.65	14.03
18	Barr, At		A	CO	119.47	14.24	40.55	21.95	23.60	19.13
19	Pelfrey, Savanna		A	RRO	122.87	14.60	52.62	20.07	19.34	16.24
20	Richardson, Jessie		A	RL	125.55	14.02	38.53	19.60	38.95	14.45
21	Liau, James		A	CL	131.54	23.48	47.58	24.52	20.61	15.35
22	Brassfield, Mike		A	CL	135.36	15.73	36.90	36.72	22.70	23.31
23	Barr, Barbara		A	RRO	149.21	13.24	54.61	20.38	45.42	15.56
24	Andrews, Wesley		X	RL	180.11	25.62	49.53	28.40	58.52	18.04
25	Sullivan, Suzanne		A	CL	200.90	31.34	69.55	49.50	26.83	23.68
26	Atkins, Barbara			RL	310.11	25.71	93.59	32.50	120.00	38.31

BGSL Steel Showdon
 Category Leaders : 9/19/2015

Junior

Place	Name	Number	Class	Division	Time	Stage 1 (Tompton's Option)	Stage 2 (Foote loose)	Stage 3 (Change O Pace)	Stage 4 (Gadzooks)	Stage 5 (Da Bat)
1	Baldrige, Josh		none	RL	60.66	3.49	26.51	10.80	11.53	8.33
2	Andrews, Wesley		X	RL	180.11	25.62	49.53	28.40	58.52	18.04

Senior

Place	Name	Number	Class	Division	Time	Stage 1 (Tompton's Option)	Stage 2 (Foote loose)	Stage 3 (Change O Pace)	Stage 4 (Gadzooks)	Stage 5 (Da Bat)
1	Atkins, Barry		none	RRO	76.61	7.52	30.53	15.19	11.76	11.61
2	Barr, At		A	CO	119.47	14.24	40.55	21.95	23.60	19.13
3	Atkins, Barbara			RL	310.11	25.71	93.59	32.50	120.00	38.31

Lady

Place	Name	Number	Class	Division	Time	Stage 1 (Tompton's Option)	Stage 2 (Foote loose)	Stage 3 (Change O Pace)	Stage 4 (Gadzooks)	Stage 5 (Da Bat)
1	Pelfrey, Savanna		A	RRO	122.87	14.60	52.62	20.07	19.34	16.24
2	Barr, Barbara		A	RRO	149.21	13.24	54.61	20.38	45.42	15.56
3	Sullivan, Suzanne		A	CL	200.90	31.34	69.55	49.50	26.83	23.68
4	Atkins, Barbara			RL	310.11	25.71	93.59	32.50	120.00	38.31

BGSL Steel Showdon
9/19/2015

Tompton's Option - Combined

Final	Name	Number	Class	Division	Time	String 1		String 2		String 3		String 4		R
						Raw	Pen	Raw	Pen	Raw	Pen	Raw	Pen	
1	Degrant, Ken		none	RL	2.82	1.48	-	0.65	-	0.59	-	0.10	-	9.
2	Baldrige, Josh		none	RL	3.49	2.07	-	1.24	-	0.93	-	0.29	-	1.
3	Davis, Ryan		A	RO	3.90	2.64	-	1.05	-	1.29	-	0.94	-	0.
4	West, Barry		A	RRO	3.93	1.86	-	0.46	-	0.42	-	1.92	-	1.
5	Baldrige, Charles		Class	RL	4.12	1.40	-	0.58	-	1.00	-	1.40	-	1.
6	Carroll, Kevin		U	RR	5.08	1.08	-	2.10	-	1.37	-	1.46	-	1.
7	Cottrell, J.t	L2588	M	RL	5.31	1.52	-	0.97	-	1.70	-	19.17	-	1.
8	King, Andrew		U	RRO	6.36	2.03	-	1.85	-	2.24	-	1.90	-	0.
9	Logsdon, Ron		A	RRO	6.94	2.01	-	1.77	-	1.78	-	1.38	-	3.
10	Massie, Travis		A	RRO	6.95	2.60	-	1.74	-	8.69	-	1.31	-	1.
11	Jeffrey, Barry		A	RL	7.34	2.18	-	1.37	-	3.74	-	2.47	-	1.
12	Atkins, Barry		none	RRO	7.52	1.63	-	2.15	-	3.11	-	2.06	-	1.
13	Hay, David		A	RL	7.80	2.06	-	2.83	-	2.27	-	1.88	-	1.
14	Massie, Kevin		A	RRL	10.01	2.51	-	30.00	-	2.18	-	3.88	-	1.
15	Ironmonger, Brandon		A	RL	10.13	3.81	-	2.08	-	1.65	-	4.60	-	2.
16	Shields, Mike		A	OSR	10.74	2.72	-	2.30	-	3.02	-	3.01	-	2.
17	Barr, Barbara		A	RRO	13.24	4.52	-	2.41	-	3.41	-	4.83	-	2.
18	Richardson, Jessie		A	RL	14.02	10.56	-	5.45	-	4.34	-	2.19	-	2.
19	Barr, At		A	CO	14.24	3.61	-	3.69	-	3.66	-	4.72	-	3.
20	Pelfrey, Savanna		A	RRO	14.60	3.71	-	3.92	-	3.68	-	3.29	-	4.
21	Andrews, David		A	RL	15.25	2.35	-	3.17	-	5.19	-	4.54	-	6.
22	Brassfield, Mike		A	CL	15.73	2.18	-	3.69	-	6.55	-	3.88	-	5.
23	Liau, James		A	CL	23.48	7.15	-	4.60	-	9.81	-	7.66	-	4.
24	Andrews, Wesley		X	RL	25.62	14.39	-	3.93	-	6.03	-	5.21	-	10
25	Atkins, Barbara			RL	25.71	10.84	-	8.06	-	7.00	-	4.87	-	5.
26	Sullivan, Suzanne		A	CL	31.34	6.70	3.00	5.34	-	28.83	-	8.56	-	7.

BGSL Steel Showdon
9/19/2015

Footloose - Combined

Final	Name	Number	Class	Division	Time	String 1		String 2		String 3		String 4		I
						Raw	Pen	Raw	Pen	Raw	Pen	Raw	Pen	
1	Davis, Ryan		A	RO	17.08	4.48	-	4.90	-	3.90	-	4.31	-	4
2	West, Barry		A	RRO	17.27	6.10	-	8.59	6.00	3.19	-	4.06	-	3
3	King, Andrew		U	RRO	21.86	6.66	3.00	6.09	-	5.24	-	5.33	-	5
4	Massie, Travis		A	RRO	24.89	9.90	-	6.56	-	5.85	-	7.02	-	5
5	Baldrige, Josh		none	RL	26.51	7.14	-	5.14	-	30.00	-	8.56	-	5
6	Cottrell, J.t	L2588	M	RL	27.32	14.21	-	5.71	-	8.05	-	5.21	-	8
7	Atkins, Barry		none	RRO	30.53	7.59	-	5.82	-	8.79	-	8.70	-	8
8	Shields, Mike		A	OSR	31.08	8.21	-	7.93	-	8.63	-	8.92	-	6
9	Baldrige, Charles		Class	RL	31.50	10.73	-	8.11	-	10.10	-	7.60	-	5
10	Degrant, Ken		none	RL	31.77	7.66	-	8.61	-	9.47	-	7.38	-	8
11	Logsdon, Ron		A	RRO	32.44	12.02	-	8.44	-	7.42	-	9.52	-	7
12	Carroll, Kevin		U	RR	34.21	11.75	-	30.00	-	8.57	-	6.37	-	7
13	Massie, Kevin		A	RRL	34.46	10.33	-	11.05	-	9.44	-	9.97	-	4
14	Brassfield, Mike		A	CL	36.90	11.80	-	10.00	-	8.71	-	9.27	-	8
15	Hay, David		A	RL	37.43	6.58	3.00	8.24	-	10.11	-	23.57	-	9
16	Ironmonger, Brandon		A	RL	37.46	7.37	-	12.13	-	9.04	-	11.25	3.00	8
17	Richardson, Jessie		A	RL	38.53	10.30	-	11.86	-	7.97	-	8.40	-	4
18	Barr, At		A	CO	40.55	10.43	-	9.21	-	11.09	-	9.82	-	4
19	Jeffrey, Barry		A	RL	41.97	12.21	-	10.84	-	9.65	-	9.27	-	4
20	Liau, James		A	CL	47.58	12.23	-	13.36	-	9.71	-	12.28	-	2
21	Andrews, David		A	RL	47.82	10.95	-	11.53	-	12.98	-	12.36	-	4
22	Andrews, Wesley		X	RL	49.53	13.21	-	18.76	-	12.75	-	11.41	-	1
23	Pelfrey, Savanna		A	RRO	52.62	12.28	-	19.81	-	11.35	3.00	12.60	-	1
24	Barr, Barbara		A	RRO	54.61	15.93	-	15.85	-	11.85	-	29.05	3.00	1
25	Sullivan, Suzanne		A	CL	69.55	20.65	-	24.52	-	21.76	-	17.70	-	9
26	Atkins, Barbara			RL	93.59	13.88	3.00	30.00	-	22.94	-	22.23	6.00	2

BGSL Steel Showdon
9/19/2015

Change O Pace - Combined

Final	Name	Number	Class	Division	Time	String 1		String 2		String 3		String 4		F
						Raw	Pen	Raw	Pen	Raw	Pen	Raw	Pen	
1	West, Barry		A	RRO	9.51	2.31	-	2.71	-	3.22	-	2.14	-	2
2	Baldrige, Charles		Class	RL	10.46	2.37	-	3.01	-	2.77	-	3.75	-	2
3	Davis, Ryan		A	RO	10.66	2.75	-	2.50	-	2.30	-	3.85	-	3
4	Baldrige, Josh		none	RL	10.80	3.65	-	3.04	-	3.49	-	2.48	-	1
5	Carroll, Kevin		U	RR	11.85	3.40	-	2.52	-	2.96	-	3.21	-	3
6	Jeffrey, Barry		A	RL	12.97	4.36	-	3.14	-	2.84	-	4.19	-	2
7	Logsdon, Ron		A	RRO	13.17	4.06	-	3.43	-	2.80	-	4.47	-	2
8	Degrant, Ken		none	RL	13.72	4.50	-	2.92	-	2.57	-	24.42	-	3
9	Ironmonger, Brandon		A	RL	13.77	3.74	-	5.20	-	3.19	-	3.77	-	3
10	Cottrell, J.t	L2588	M	RL	14.20	3.83	-	3.21	-	3.71	-	3.45	-	4
11	Massie, Travis		A	RRO	14.35	2.85	-	5.80	-	3.69	-	3.34	-	4
12	Atkins, Barry		none	RRO	15.19	4.48	-	3.72	-	3.88	-	3.80	-	3
13	Massie, Kevin		A	RRL	16.70	4.07	-	4.53	-	3.55	-	4.55	-	5
14	Andrews, David		A	RL	17.42	8.41	-	5.15	-	4.22	-	4.27	-	3
15	Hay, David		A	RL	18.75	4.56	-	4.09	-	5.10	-	6.19	-	5
16	Richardson, Jessie		A	RL	19.60	5.18	-	4.88	-	8.08	-	4.59	-	4
17	Pelfrey, Savanna		A	RRO	20.07	5.06	-	4.00	-	5.71	-	5.81	-	5
18	King, Andrew		U	RRO	20.19	8.19	-	4.67	-	30.00	-	2.43	-	4
19	Barr, Barbara		A	RRO	20.38	6.23	-	3.14	3.00	4.24	-	6.92	-	3
20	Shields, Mike		A	OSR	21.85	8.29	-	5.68	-	5.34	-	5.95	-	4
21	Barr, At		A	CO	21.95	4.89	-	5.46	-	6.08	-	6.41	-	5
22	Liau, James		A	CL	24.52	5.46	-	7.18	-	5.99	-	13.98	3.00	5
23	Andrews, Wesley		X	RL	28.40	6.02	3.00	8.33	-	6.53	-	6.86	-	6
24	Atkins, Barbara			RL	32.50	16.35	-	8.45	-	7.73	-	9.08	-	7
25	Brassfield, Mike		A	CL	36.72	22.92	-	14.51	-	7.14	-	7.38	-	7
26	Sullivan, Suzanne		A	CL	49.50	11.05	3.00	26.26	-	12.13	-	11.92	3.00	8

BGSL Steel Showdon
9/19/2015

Gadzooks - Combined

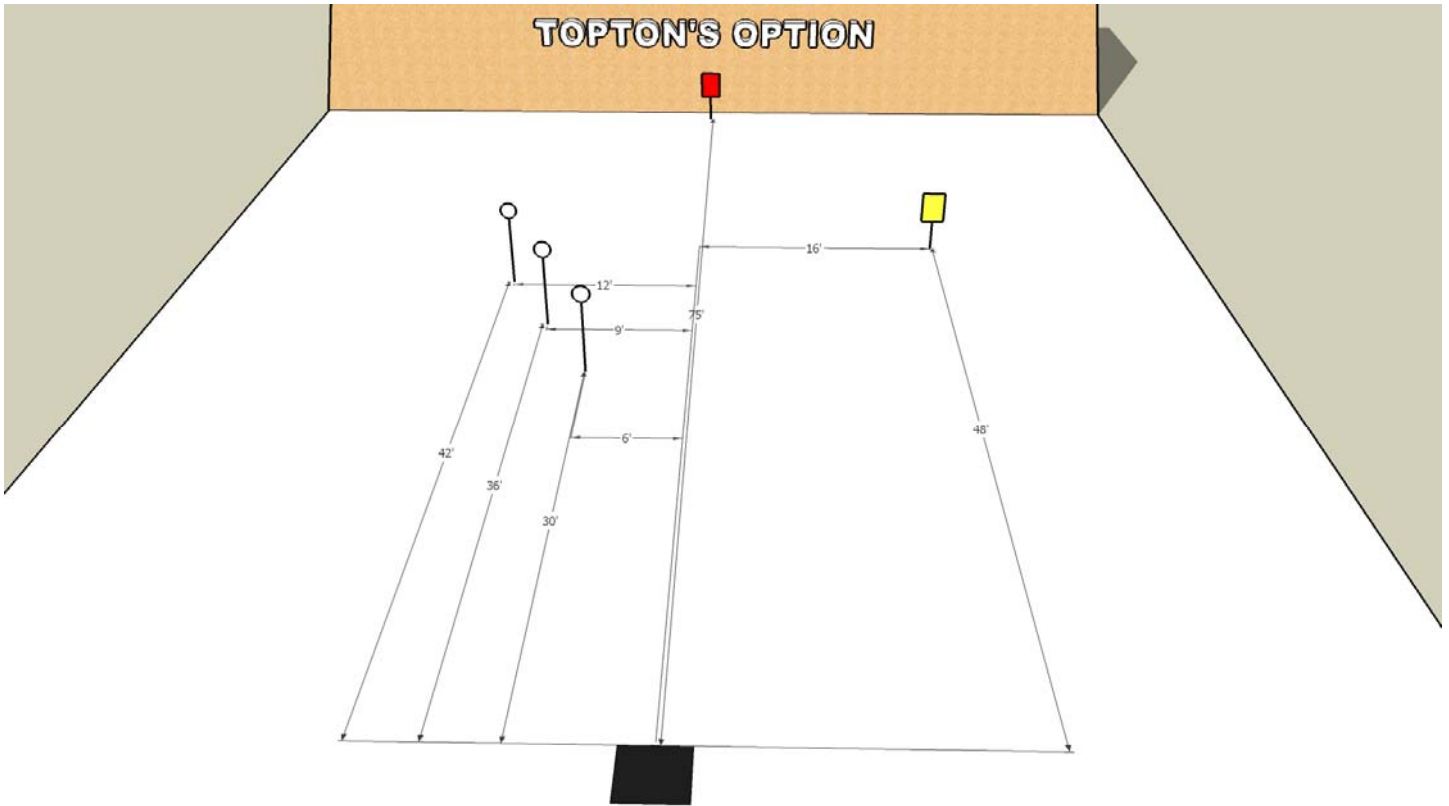
Final	Name	Number	Class	Division	Time	String 1		String 2		String 3		String 4	
						Raw	Pen	Raw	Pen	Raw	Pen	Raw	Pen
1	West, Barry		A	RRO	8.36	2.70	-	2.02	-	2.57	-	1.88	-
2	Davis, Ryan		A	RO	9.01	30.00	-	2.37	-	2.39	-	2.06	-
3	Degrant, Ken		none	RL	9.51	3.28	-	2.36	-	2.78	-	2.06	-
4	King, Andrew		U	RRO	10.05	2.16	-	3.16	-	2.29	-	3.81	3.00
5	Massie, Travis		A	RRO	10.30	2.89	-	3.01	-	2.52	-	2.51	-
6	Baldrige, Josh		none	RL	11.53	2.95	-	2.80	-	2.54	-	3.24	-
7	Atkins, Barry		none	RRO	11.76	3.40	-	3.05	-	3.00	-	2.76	-
8	Baldrige, Charles		Class	RL	12.81	3.59	-	2.58	-	4.29	-	3.01	3.00
9	Massie, Kevin		A	RRL	13.68	4.30	-	3.85	-	3.33	-	3.38	-
10	Cottrell, J.t	L2588	M	RL	13.92	4.03	-	3.60	-	3.26	-	5.05	-
11	Jeffrey, Barry		A	RL	14.11	3.31	-	4.07	-	4.08	-	3.82	-
12	Logsdon, Ron		A	RRO	14.37	4.50	-	3.84	-	3.35	-	3.74	-
13	Hay, David		A	RL	15.08	3.83	-	4.21	-	3.97	-	4.05	-
14	Carroll, Kevin		U	RR	15.54	4.20	-	3.33	-	3.87	-	4.14	-
15	Shields, Mike		A	OSR	16.24	4.12	-	4.50	-	4.20	-	3.96	-
16	Pelfrey, Savanna		A	RRO	19.34	5.10	-	5.52	-	4.66	-	4.56	-
17	Liau, James		A	CL	20.61	5.44	-	4.78	-	6.87	-	5.10	-
18	Ironmonger, Brandon		A	RL	21.39	4.10	-	5.31	-	30.00	-	6.10	-
19	Brassfield, Mike		A	CL	22.70	5.82	-	6.82	-	4.01	-	6.21	-
20	Barr, At		A	CO	23.60	6.76	-	5.55	-	5.82	-	5.47	-
21	Andrews, David		A	RL	24.65	9.49	-	4.94	-	7.10	-	6.41	-
22	Sullivan, Suzanne		A	CL	26.83	8.77	-	7.13	3.00	5.74	-	7.61	-
23	Richardson, Jessie		A	RL	38.95	10.41	-	12.33	-	14.96	-	7.27	-
24	Barr, Barbara		A	RRO	45.42	4.13	-	30.00	-	30.00	-	3.87	-
25	Andrews, Wesley		X	RL	58.52	12.62	3.00	22.30	3.00	7.56	-	26.26	-
26	Atkins, Barbara			RL	120.00	30.00	-	30.00	-	30.00	-	30.00	-

BGSL Steel Showdon
9/19/2015

Da Bat - Combined

Final	Name	Number	Class	Division	Time	String 1		String 2		String 3		String 4		Ra
						Raw	Pen	Raw	Pen	Raw	Pen	Raw	Pen	
1	West, Barry		A	RRO	6.95	1.80	-	1.94	-	1.63	-	1.91	-	1.6
2	King, Andrew		U	RRO	7.71	2.09	-	2.50	-	2.16	-	1.86	-	1.6
3	Davis, Ryan		A	RO	8.02	2.18	-	2.18	-	1.72	-	1.94	-	2.2
4	Massie, Travis		A	RRO	8.13	1.91	-	1.83	-	2.61	-	1.78	-	3.2
5	Baldrige, Josh		none	RL	8.33	2.84	-	2.37	-	1.98	-	1.99	-	1.5
6	Massie, Kevin		A	RRL	9.14	2.72	-	1.87	-	2.70	-	2.39	-	2.1
7	Ironmonger, Brandon		A	RL	9.89	2.45	-	2.24	-	2.59	-	2.85	-	2.6
8	Jeffrey, Barry		A	RL	10.08	2.66	-	2.99	-	2.88	-	2.37	-	2.1
9	Baldrige, Charles		Class	RL	10.19	2.29	-	2.55	-	2.24	-	3.45	-	3.1
10	Cottrell, J.t	L2588	M	RL	10.60	3.65	-	2.72	-	2.91	-	2.79	-	2.1
11	Carroll, Kevin		U	RR	10.84	3.65	-	2.48	-	2.44	-	2.27	-	3.5
12	Hay, David		A	RL	11.42	2.13	-	4.05	-	3.60	-	2.49	-	3.2
13	Atkins, Barry		none	RRO	11.61	3.04	-	3.14	-	2.79	-	3.76	-	2.6
14	Logsdon, Ron		A	RRO	13.04	3.19	-	30.00	-	3.91	-	2.64	-	3.3
15	Shields, Mike		A	OSR	14.00	6.07	-	4.00	-	3.36	-	3.49	-	3.1
16	Andrews, David		A	RL	14.03	4.98	-	4.47	-	4.09	-	2.94	-	2.5
17	Degrant, Ken		none	RL	14.20	7.33	-	8.54	-	3.00	-	1.85	-	2.0
18	Richardson, Jessie		A	RL	14.45	3.20	-	4.58	-	3.28	-	3.75	-	4.2
19	Liau, James		A	CL	15.35	3.51	-	4.03	-	8.06	-	3.73	-	4.0
20	Barr, Barbara		A	RRO	15.56	3.33	-	29.93	-	2.87	-	3.39	3.00	2.5
21	Pelfrey, Savanna		A	RRO	16.24	4.29	-	8.34	-	4.93	-	3.27	-	3.7
22	Andrews, Wesley		X	RL	18.04	3.25	-	6.04	-	4.10	3.00	3.92	-	4.8
23	Barr, At		A	CO	19.13	4.27	-	5.64	-	5.47	-	5.16	-	4.2
24	Brassfield, Mike		A	CL	23.31	6.15	-	5.28	-	7.49	-	6.80	-	5.0
25	Sullivan, Suzanne		A	CL	23.68	7.32	-	24.29	-	4.53	-	7.06	-	4.7
26	Atkins, Barbara			RL	38.31	22.17	-	4.76	-	6.40	-	4.98	-	30

Stage 1 – Bay 1



Start Position: Facing Down Range with Wrist above Shoulders and Firearm Holstered
***** (RimFire – Low ready - Pointed at muzzle stick – Finger OFF TRIGGER)

Course of Fire: Engage each Round Target with 1 round – End with RED Stop Plate
***** The **Yellow Plate is Optional** – a Hit will subtract 2 Seconds from your time (Time reduction only occurs if all other plates are hit prior to the stop plate)

Stop Plate : RED Plate


Maximum String Time : 30 Seconds

Penalties: 3 Seconds - Foot Fault, Creeping, Missing a Plate or out of order,
30 Seconds – Missing Stop Plate

*Missed Plates can not be made up after hitting the stop plate

Plates 3- 12" Plates, 2- 18"x24" Plates, Box – 1 ***Lumber 3-5' , 2-4'

Stage 2 – Bay 2



Start Position: Facing Down Range with Wrist above Shoulders and Firearm Holstered
***** (RimFire – Low ready - Pointed at muzzle stick – Finger OFF TRIGGER)

Course of Fire: Start centered to the Stop Plate – Engage each plate with one round each and end by hitting the stop plate **Shooter will need to move laterally to see all targets

Stop Plate : RED Plate

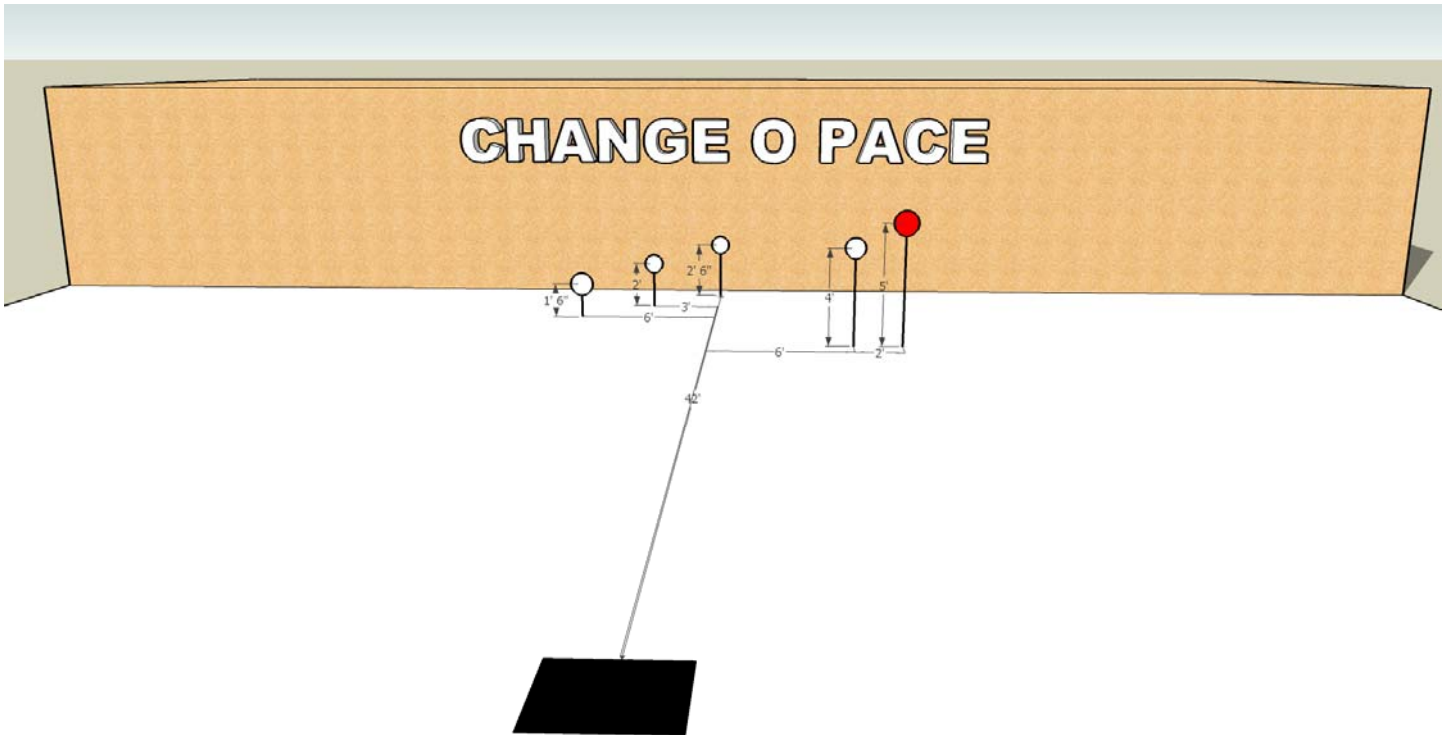
Maximum String Time : 30 Seconds

Penalties: 3 Seconds - Foot Fault, Creeping, Missing a Plate or out of order,
30 Seconds – Missing Stop Plate

*Missed Plates can not be made up after hitting the stop plate

Equipment Required: 3- 10" Plates, 2 - 18" x 24", 1- Shooting Box, **Lumber 3-4', 2-4.5'

Stage 3 – Bay 3



Start Position: Facing Down Range with Wrist above Shoulders and Firearm Holstered
***** (RimFire – Low ready - Pointed at muzzle stick – Finger OFF TRIGGER)

Course of Fire: Engage each target with 1 Round – End with Stop Plate

Stop Plate : RED Plate

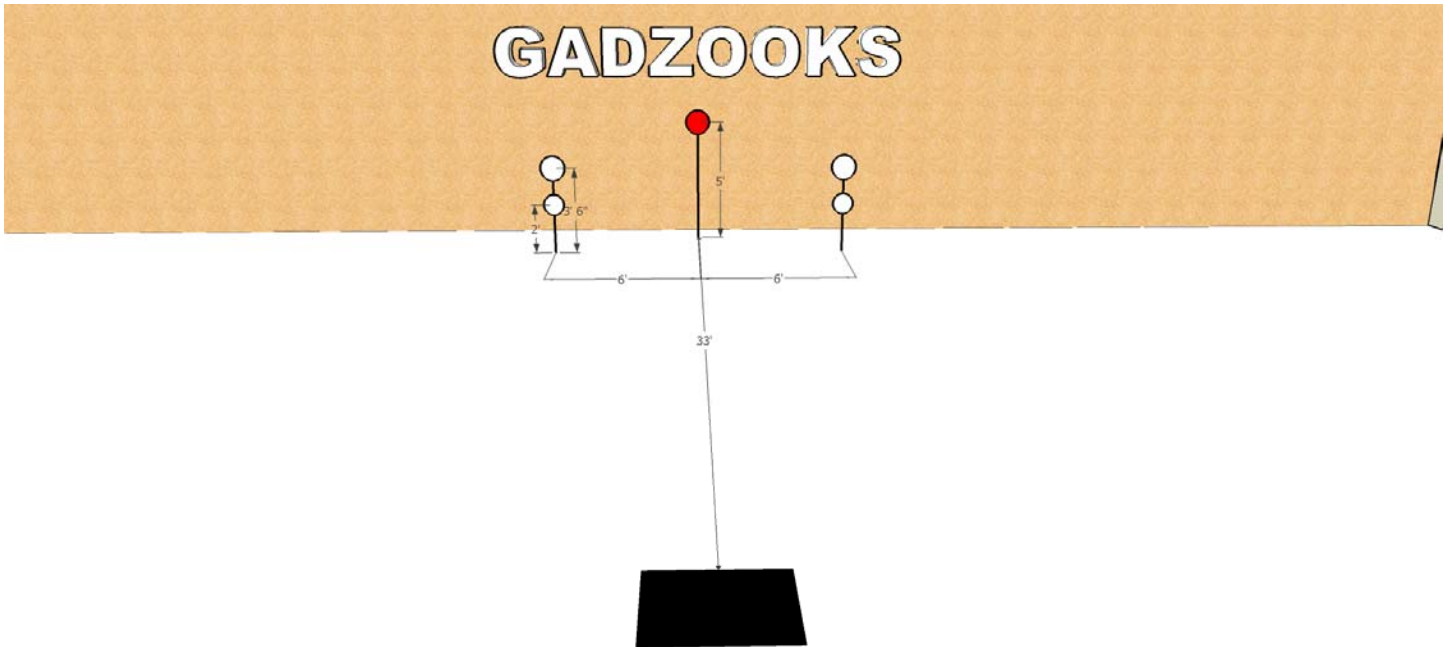
Maximum String Time : 30 Seconds

Penalties: 3 Seconds - Foot Fault, Creeping, Missing a Plate or out of order,
30 Seconds – Missing Stop Plate

*Missed Plates can not be made up after hitting the stop plate

2– 10” Plates, 3- 12” Plates, 1-Shooting Box, **Lumber 1-1.5’, 1-2’, 1-2.5’, 1-4’, 1-5’

Stage 4 – Bay 4



Start Position: Facing Down Range with Wrist above Shoulders and Firearm Holstered
***** (RimFire – Low ready - Pointed at muzzle stick – Finger OFF TRIGGER)

Course of Fire: Engage each target with 1 round – End with Stop Plate

Stop Plate : RED Plate

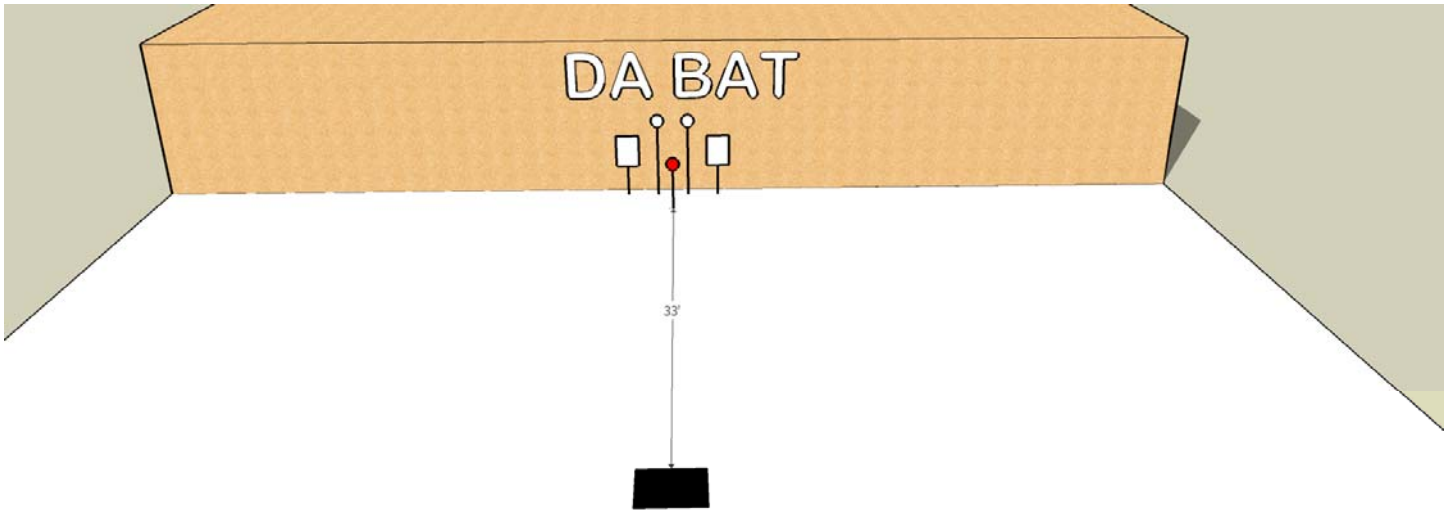
Maximum String Time : 30 Seconds

Penalties: 3 Seconds - Foot Fault, Creeping, Missing a Plate or out of order,
30 Seconds – Missing Stop Plate

*Missed Plates can not be made up after hitting the stop plate

2 – 10” Plates, 3-12” Plates, 1- Shooting Box, **Lumber 2-2’, 2-3’, 1-4’

Stage 5 – Bay 5



Start Position: Facing Down Range with Wrist above Shoulders and Firearm Holstered
***** (RimFire – Pointed at muzzle stick)

Course of Fire: Engage each target with 1 round – End with Stop Plate

Stop Plate : RED Plate

Maximum String Time : 30 Seconds

Penalties: 3 Seconds - Foot Fault, Creeping, Missing a Plate or out of order,
30 Seconds – Missing Stop Plate

*Missed Plates can not be made up after hitting the stop plate

Sticks 1-3', 2-4', 2-5'
Plates 3-10", 2-18"x24"
Box - 1