

BGSF Steel Showdown

1/9/2016

Match Results (by time)

Final	Name	Number	Class	Division	Time	Stage 1 (Five To Go)	Stage 2 (Back N 4th)	Stage 3 (Too Easy)	Stage 4 (Down Time)	Stage 5 (Not Again)
1	West, Barry		A	RRO	47.69	12.72	10.65	10.75	3.93	9.64
2	Foley, Mike		none	RRO	48.47	12.85	10.89	11.23	3.65	9.85
3	Degrant, Ken		none	RL	56.41	16.02	9.51	15.26	3.81	11.81
4	Katz, Scott			RRO	58.58	14.91	12.92	13.18	5.20	12.37
5	Davis, Ryan		A	RO	59.04	17.78	10.98	10.86	6.27	13.15
6	Mansfield, Tom			RRO	62.35	18.36	13.12	13.55	4.31	13.01
7	Ironmonger, Brandon		A	RL	63.18	18.90	13.67	13.68	5.10	11.83
8	Jeffrey, Barry		A	RRO	63.70	16.46	14.56	13.35	5.97	13.36
9	Carroll, Kevin		U	CL	67.77	19.04	13.40	14.52	7.01	13.80
10	Estill, Corey		none	CL	68.10	17.61	12.54	14.09	7.12	16.74
11	Massie, Travis		A	RRO	69.64	17.18	15.68	16.02	6.16	14.60
12	Arnold, Austin		none	RL	70.94	16.78	14.34	16.39	11.85	11.58
13	Owens, Brett		U	RO	73.14	20.07	11.77	15.51	9.43	16.36
14	Angell, Jason			CL	78.88	23.33	14.49	15.62	8.01	17.43
15	Bryant, Carole		U	RO	80.61	20.65	17.95	16.39	10.55	15.07
16	Cook, Frank		A	CL	81.12	23.68	15.47	17.68	8.45	15.84
17	Hawkins, Mike		A	RL	85.13	25.02	18.04	17.26	9.38	15.43
18	Pelfrey, Savanna		A	RRO	85.38	20.02	18.19	18.48	10.83	17.86
19	Mansfield, Thomas		A	RL	85.86	29.56	15.58	17.69	6.61	16.42
20	Troxell, Ben		A	CL	86.51	20.81	15.66	19.87	11.54	18.63
21	Shields, Mike		A	OSR	92.04	20.52	20.65	21.28	12.82	16.77
22	Barr, Barbara		A	RRO	95.57	29.33	19.24	17.91	10.58	18.51
23	Fronk, Ryan		A	CL	98.63	30.21	14.80	20.59	9.16	23.87
24	Massie, Kevin		A	RL	102.68	29.66	16.73	21.74	11.39	23.16
25	Hartley, Julie		A	RL	105.05	27.31	15.35	27.17	11.09	24.13
26	Ironmonger, Hannah		none	RL	106.55	31.68	16.02	23.90	7.03	27.92
27	Fronk, Bob		A	CL	107.36	36.94	16.27	22.11	11.06	20.98
28	Cerzosie, Joe		A	CL	109.12	27.92	25.51	22.13	13.70	19.86
29	Cerise, Tracy		A	CL	109.82	30.56	14.07	26.71	18.16	20.32
30	Estill, Jessica		none	CO	110.59	28.14	23.19	23.87	13.85	21.54
31	Arnold, Mike		none	CL	111.31	31.22	17.60	25.09	12.32	25.08
32	Rockwell, Scott		A	CL	112.82	19.23	26.66	29.56	14.32	23.05
33	Richardson, Jessie		A	CL	113.54	41.59	21.36	20.96	8.71	20.92
34	Cerise, Alexis		A	RL	118.07	37.67	21.52	24.69	10.53	23.66
35	Barr, A.t.			CO	119.43	28.49	27.03	24.88	16.33	22.70
36	Carmical, Susan		none	CL	121.83	37.54	17.57	21.36	18.73	26.63
37	Thompson, Rufus		none	CL	132.39	47.20	19.98	23.47	12.73	29.01
38	Sullivan, Suzanne		A	CL	161.25	45.86	16.41	33.72	34.64	30.62
39	Carmical, Logan		A	RL	166.16	54.94	24.93	30.75	18.30	37.24

BGSL Steel Showdown
1/9/2016

Match Results (division by time)

CF Limited

Final	Name	Number	Class	Division	Time	Stage 1 (Five To Go)	Stage 2 (Back N 4th)	Stage 3 (Too Easy)	Stage 4 (Down Time)	Stage 5 (Not Again)
1	Carroll, Kevin		U	CL	67.77	19.04	13.40	14.52	7.01	13.80
2	Estill, Corey		none	CL	68.10	17.61	12.54	14.09	7.12	16.74
3	Angell, Jason			CL	78.88	23.33	14.49	15.62	8.01	17.43
4	Cook, Frank		A	CL	81.12	23.68	15.47	17.68	8.45	15.84
5	Troxell, Ben		A	CL	86.51	20.81	15.66	19.87	11.54	18.63
6	Cerzosie, Joe		A	CL	109.12	27.92	25.51	22.13	13.70	19.86
7	Arnold, Mike		none	CL	111.31	31.22	17.60	25.09	12.32	25.08
8	Rockwell, Scott		A	CL	112.82	19.23	26.66	29.56	14.32	23.05
9	Richardson, Jessie		A	CL	113.54	41.59	21.36	20.96	8.71	20.92
10	Carmical, Susan		none	CL	121.83	37.54	17.57	21.36	18.73	26.63
11	Thompson, Rufus		none	CL	132.39	47.20	19.98	23.47	12.73	29.01
12	Sullivan, Suzanne		A	CL	161.25	45.86	16.41	33.72	34.64	30.62

CF LowReady

Final	Name	Number	Class	Division	Time	Stage 1 (Five To Go)	Stage 2 (Back N 4th)	Stage 3 (Too Easy)	Stage 4 (Down Time)	Stage 5 (Not Again)
1	Fronk, Ryan		A	CL	98.63	30.21	14.80	20.59	9.16	23.87
2	Fronk, Bob		A	CL	107.36	36.94	16.27	22.11	11.06	20.98
3	Cerise, Tracy		A	CL	109.82	30.56	14.07	26.71	18.16	20.32

CF Open

Final	Name	Number	Class	Division	Time	Stage 1 (Five To Go)	Stage 2 (Back N 4th)	Stage 3 (Too Easy)	Stage 4 (Down Time)	Stage 5 (Not Again)
1	Estill, Jessica		none	CO	110.59	28.14	23.19	23.87	13.85	21.54
2	Barr, A.t.			CO	119.43	28.49	27.03	24.88	16.33	22.70

OSR

Final	Name	Number	Class	Division	Time	Stage 1 (Five To Go)	Stage 2 (Back N 4th)	Stage 3 (Too Easy)	Stage 4 (Down Time)	Stage 5 (Not Again)
1	Shields, Mike		A	OSR	92.04	20.52	20.65	21.28	12.82	16.77

RF Limited

Final	Name	Number	Class	Division	Time	Stage 1 (Five To Go)	Stage 2 (Back N 4th)	Stage 3 (Too Easy)	Stage 4 (Down Time)	Stage 5 (Not Again)
1	Degrant, Ken		none	RL	56.41	16.02	9.51	15.26	3.81	11.81
2	Ironmonger, Brandon		A	RL	63.18	18.90	13.67	13.68	5.10	11.83

Final	Name	Number	Class	Division	Time	Stage 1 (Five To Go)	Stage 2 (Back N 4th)	Stage 3 (Too Easy)	Stage 4 (Down Time)	Stage 5 (Not Again)
3	Arnold, Austin		none	RL	70.94	16.78	14.34	16.39	11.85	11.58
4	Hawkins, Mike		A	RL	85.13	25.02	18.04	17.26	9.38	15.43
5	Mansfield, Thomas		A	RL	85.86	29.56	15.58	17.69	6.61	16.42
6	Massie, Kevin		A	RL	102.68	29.66	16.73	21.74	11.39	23.16
7	Hartley, Julie		A	RL	105.05	27.31	15.35	27.17	11.09	24.13
8	Ironmonger, Hannah		none	RL	106.55	31.68	16.02	23.90	7.03	27.92
9	Cerise, Alexis		A	RL	118.07	37.67	21.52	24.69	10.53	23.66
10	Carmical, Logan		A	RL	166.16	54.94	24.93	30.75	18.30	37.24

RF Open

Final	Name	Number	Class	Division	Time	Stage 1 (Five To Go)	Stage 2 (Back N 4th)	Stage 3 (Too Easy)	Stage 4 (Down Time)	Stage 5 (Not Again)
1	Davis, Ryan		A	RO	59.04	17.78	10.98	10.86	6.27	13.15
2	Owens, Brett		U	RO	73.14	20.07	11.77	15.51	9.43	16.36
3	Bryant, Carole		U	RO	80.61	20.65	17.95	16.39	10.55	15.07

RF Rifle Open

Final	Name	Number	Class	Division	Time	Stage 1 (Five To Go)	Stage 2 (Back N 4th)	Stage 3 (Too Easy)	Stage 4 (Down Time)	Stage 5 (Not Again)
1	West, Barry		A	RRO	47.69	12.72	10.65	10.75	3.93	9.64
2	Foley, Mike		none	RRO	48.47	12.85	10.89	11.23	3.65	9.85
3	Katz, Scott			RRO	58.58	14.91	12.92	13.18	5.20	12.37
4	Mansfield, Tom			RRO	62.35	18.36	13.12	13.55	4.31	13.01
5	Jeffrey, Barry		A	RRO	63.70	16.46	14.56	13.35	5.97	13.36
6	Massie, Travis		A	RRO	69.64	17.18	15.68	16.02	6.16	14.60
7	Pelfrey, Savanna		A	RRO	85.38	20.02	18.19	18.48	10.83	17.86
8	Barr, Barbara		A	RRO	95.57	29.33	19.24	17.91	10.58	18.51

BGSL Steel Showdown
Category Leaders : 1/9/2016

Lady

Place	Name	Number	Class	Division	Time	Stage 1 (Five To Go)	Stage 2 (Back N 4th)	Stage 3 (Too Easy)	Stage 4 (Down Time)	Stage 5 (Not Again)
1	Bryant, Carole		U	RO	80.61	20.65	17.95	16.39	10.55	15.07
2	Pelfrey, Savanna		A	RRO	85.38	20.02	18.19	18.48	10.83	17.86
3	Barr, Barbara		A	RRO	95.57	29.33	19.24	17.91	10.58	18.51
4	Hartley, Julie		A	RL	105.05	27.31	15.35	27.17	11.09	24.13
5	Ironmonger, Hannah		none	RL	106.55	31.68	16.02	23.90	7.03	27.92
6	Estill, Jessica		none	CO	110.59	28.14	23.19	23.87	13.85	21.54
7	Cerise, Alexis		A	RL	118.07	37.67	21.52	24.69	10.53	23.66
8	Carmical, Susan		none	CL	121.83	37.54	17.57	21.36	18.73	26.63
9	Sullivan, Suzanne		A	CL	161.25	45.86	16.41	33.72	34.64	30.62

Junior

Place	Name	Number	Class	Division	Time	Stage 1 (Five To Go)	Stage 2 (Back N 4th)	Stage 3 (Too Easy)	Stage 4 (Down Time)	Stage 5 (Not Again)
1	Arnold, Austin		none	RL	70.94	16.78	14.34	16.39	11.85	11.58
2	Mansfield, Thomas		A	RL	85.86	29.56	15.58	17.69	6.61	16.42
3	Ironmonger, Hannah		none	RL	106.55	31.68	16.02	23.90	7.03	27.92
4	Carmical, Logan		A	RL	166.16	54.94	24.93	30.75	18.30	37.24

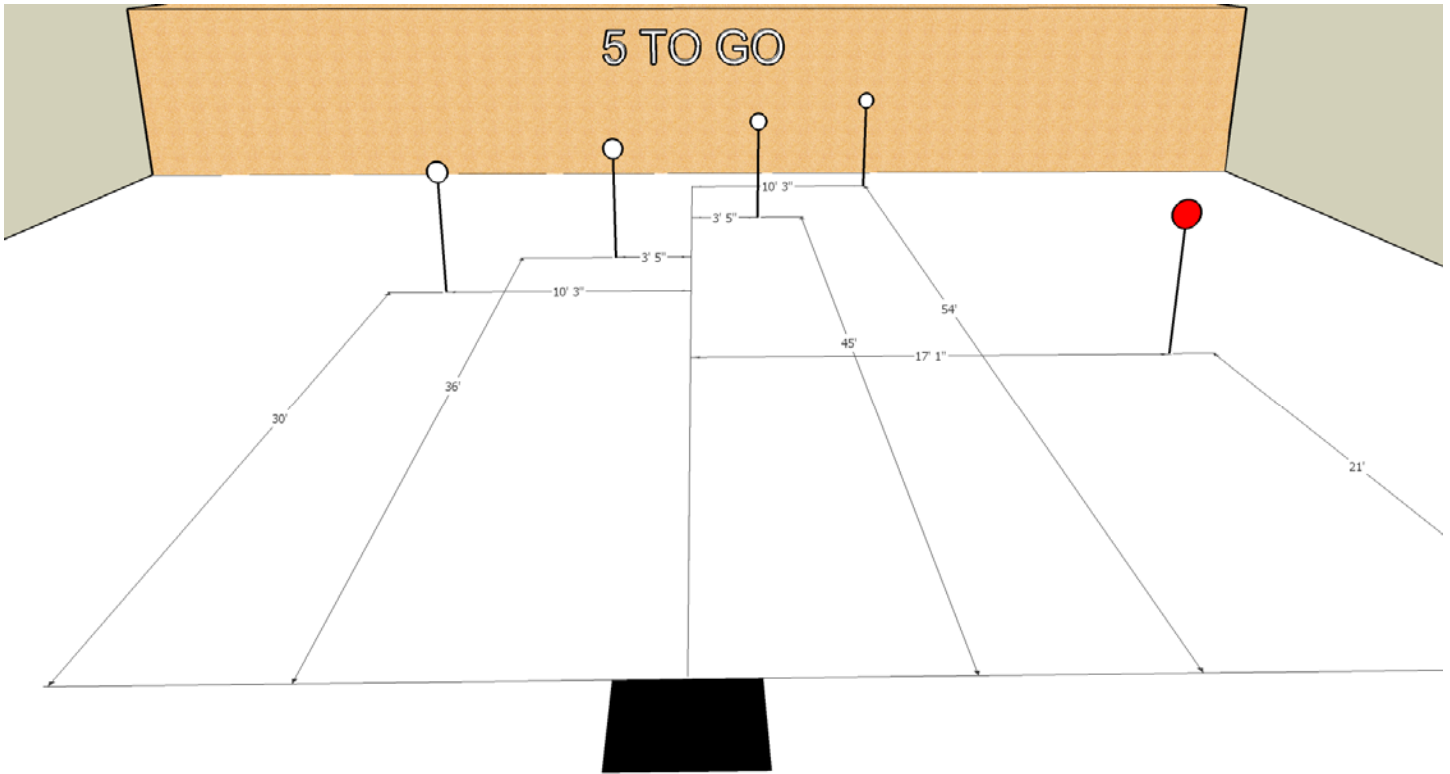
Senior

Place	Name	Number	Class	Division	Time	Stage 1 (Five To Go)	Stage 2 (Back N 4th)	Stage 3 (Too Easy)	Stage 4 (Down Time)	Stage 5 (Not Again)
1	Thompson, Rufus		none	CL	132.39	47.20	19.98	23.47	12.73	29.01

Super Senior

Place	Name	Number	Class	Division	Time	Stage 1 (Five To Go)	Stage 2 (Back N 4th)	Stage 3 (Too Easy)	Stage 4 (Down Time)	Stage 5 (Not Again)
1	Barr, A.t.			CO	119.43	28.49	27.03	24.88	16.33	22.70

Stage 1 – Bay 1



Start Position: Facing Down Range with Wrist above Shoulders and Firearm Holstered
***** (RimFire – Pointed at muzzle stick)

Course of Fire: Engage each target with 1 round – End with Stop Plate

Stop Plate : RED Plate

Maximum String Time : 30 Seconds

Penalties: 3 Seconds - Foot Fault, Creeping, Missing a Plate or out of order,
30 Seconds – Missing Stop Plate

*Missed Plates can not be made up after hitting the stop plate

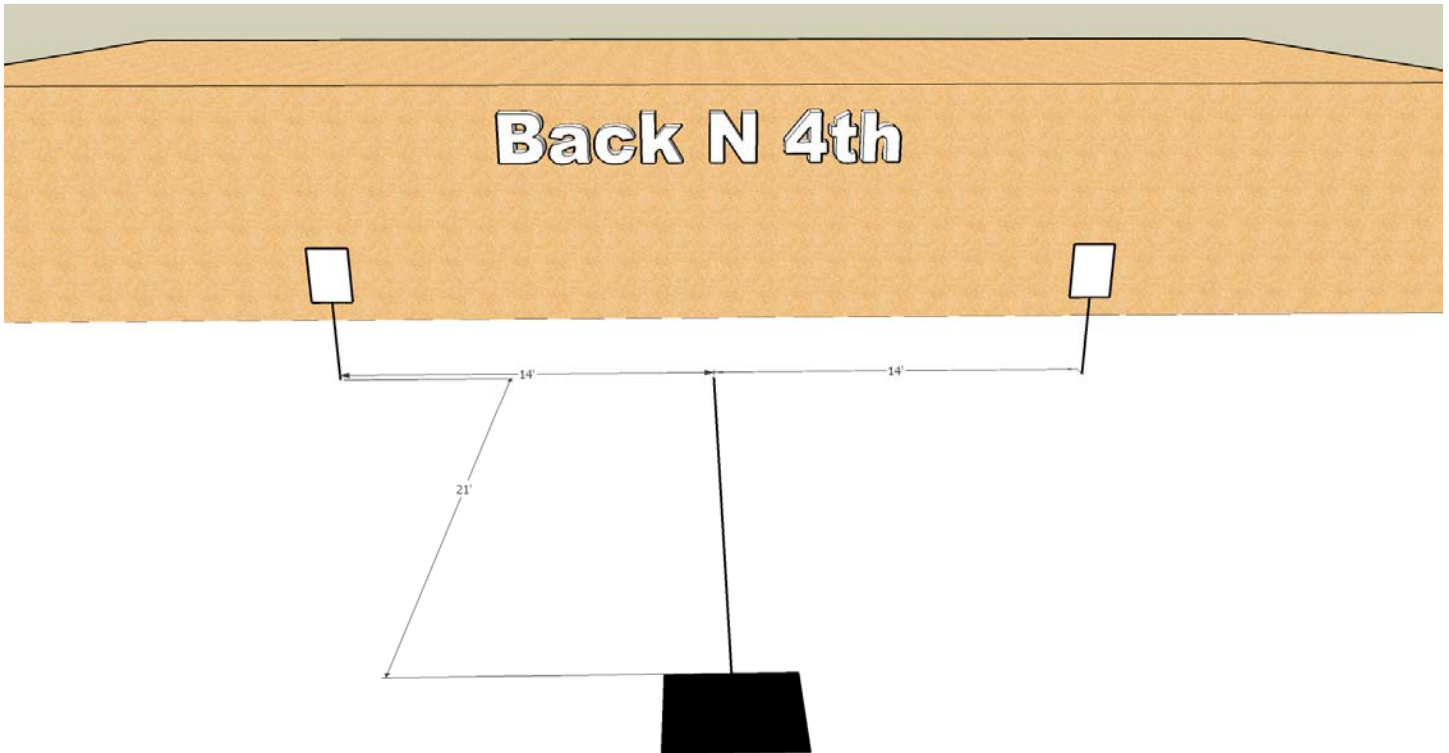
Plates 4- 10" 1- 12" Box – 1 Lumber 5-5' 2x4

BGSL Steel Showdown
1/9/2016

Five To Go - Combined

Final	Name	Number	Class	Division	Time	String 1			String 2			String 3			String 4			String 5		
						Raw	Bon	Pen	Raw	Bon	Pen	Raw	Bon	Pen	Raw	Bon	Pen	Raw	Bon	Pen
1	West, Barry		A	RRO	12.72	3.59	-	-	4.42	-	-	3.34	-	-	2.96	-	-	2.83	-	-
2	Foley, Mike		none	RRO	12.85	3.25	-	-	3.14	-	-	3.04	-	-	8.95	-	-	3.42	-	-
3	Katz, Scott			RRO	14.91	4.45	-	-	3.48	-	-	3.46	-	-	3.96	-	-	4.01	-	-
4	Degrant, Ken		none	RL	16.02	4.67	-	-	6.40	-	-	3.80	-	-	3.83	-	-	3.72	-	-
5	Jeffrey, Barry		A	RRO	16.46	4.20	-	-	4.20	-	-	4.09	-	-	3.97	-	-	4.94	-	-
6	Arnold, Austin		none	RL	16.78	4.06	-	-	4.32	-	-	4.41	-	-	3.99	-	-	4.90	-	-
7	Massie, Travis		A	RRO	17.18	4.75	-	-	5.08	-	-	3.76	-	-	4.35	-	-	4.32	-	-
8	Estill, Corey		none	CL	17.61	4.53	-	-	3.92	-	-	4.94	-	-	4.22	-	-	5.26	-	-
9	Davis, Ryan		A	RO	17.78	4.73	-	-	4.62	-	-	3.51	-	-	4.99	-	-	4.92	-	-
10	Mansfield, Tom			RRO	18.36	4.20	-	-	3.57	-	-	6.49	-	-	15.13	-	-	4.10	-	-
11	Ironmonger, Brandon		A	RL	18.90	4.38	-	-	7.33	-	-	6.50	-	-	4.02	-	-	4.00	-	-
12	Carroll, Kevin		U	CL	19.04	5.24	-	-	4.80	-	-	4.49	-	-	4.51	-	-	7.07	-	-
13	Rockwell, Scott		A	CL	19.23	5.12	-	-	4.79	-	-	5.73	-	-	4.72	-	-	4.60	-	-
14	Pelfrey, Savanna		A	RRO	20.02	4.90	-	-	5.96	-	-	5.24	-	-	4.80	-	-	5.08	-	-
15	Owens, Brett		U	RO	20.07	4.48	-	-	3.98	-	-	5.22	-	-	6.39	-	-	8.67	-	-
16	Shields, Mike		A	OSR	20.52	5.13	-	-	5.22	-	-	4.73	-	-	5.44	-	-	5.76	-	-
17	Bryant, Carole		U	RO	20.65	6.53	-	-	4.92	-	-	5.00	-	-	4.73	-	-	6.00	-	-
18	Troxell, Ben		A	CL	20.81	5.69	-	-	5.29	-	-	4.90	-	-	4.93	-	-	7.64	-	-
19	Angell, Jason			CL	23.33	6.74	-	-	5.54	-	-	5.56	-	-	5.49	-	-	7.11	-	-
20	Cook, Frank		A	CL	23.68	7.63	-	-	7.04	-	-	6.01	-	-	5.48	-	-	5.15	-	-
21	Hawkins, Mike		A	RL	25.02	8.39	-	-	6.02	-	-	5.35	-	-	7.62	-	-	6.03	-	-
22	Hartley, Julie		A	RL	27.31	13.32	-	3.00	5.66	-	-	6.24	-	-	6.98	-	-	8.43	-	-
23	Cerzosie, Joe		A	CL	27.92	8.66	-	-	6.19	-	-	5.77	-	-	26.81	-	-	7.30	-	-
24	Estill, Jessica		none	CO	28.14	8.02	-	-	9.54	-	-	6.79	-	-	6.84	-	-	6.49	-	-
25	Barr, A.t.			CO	28.49	7.42	-	-	8.34	-	-	6.34	-	-	8.96	-	-	6.39	-	-
26	Barr, Barbara		A	RRO	29.33	8.31	-	-	7.74	-	-	8.64	-	-	6.64	-	-	6.64	-	-
27	Mansfield, Thomas		A	RL	29.56	5.62	-	-	7.17	-	-	5.46	-	-	9.80	-	3.00	8.31	-	3.00
28	Massie, Kevin		A	RL	29.66	7.44	-	-	7.60	-	-	7.42	-	-	7.20	-	-	8.45	-	-
29	Fronk, Ryan		A	CL	30.21	7.57	-	-	9.31	-	-	11.53	-	-	7.45	-	-	5.88	-	-
30	Cerise, Tracy		A	CL	30.56	19.27	-	3.00	9.17	-	3.00	6.11	-	-	6.80	-	-	5.48	-	-
31	Arnold, Mike		none	CL	31.22	8.32	-	-	9.59	-	-	9.02	-	-	6.38	-	-	7.50	-	-
32	Ironmonger, Hannah		none	RL	31.68	5.10	-	-	8.22	-	3.00	8.07	-	3.00	6.12	-	-	9.39	-	-
33	Fronk, Bob		A	CL	36.94	9.18	-	-	5.02	-	-	23.95	-	9.00	9.68	-	-	13.06	-	-
34	Carmical, Susan		none	CL	37.54	9.57	-	-	7.01	-	-	11.06	-	-	9.90	-	-	12.30	-	-
35	Cerise, Alexis		A	RL	37.67	6.30	-	-	8.92	-	9.00	7.08	-	-	19.40	-	-	6.37	-	-
36	Richardson, Jessie		A	CL	41.59	13.74	-	-	22.91	-	-	10.01	-	-	7.88	-	-	9.96	-	-
37	Sullivan, Suzanne		A	CL	45.86	8.21	-	-	9.82	-	-	14.10	-	-	28.34	-	-	13.73	-	-
38	Thompson, Rufus		none	CL	47.20	17.86	-	-	14.37	-	-	9.46	-	-	11.90	-	-	11.47	-	-
39	Carmical, Logan		A	RL	54.94	18.32	-	-	10.07	-	-	10.54	-	-	16.01	-	-	18.74	-	-

Stage 2 – Bay 2



Start Position: Facing Down Range with Wrist above Shoulders and Firearm Holstered
***** (RimFire – Pointed at muzzle stick)

Course of Fire: Alternate between Targets for a total of 5 Rds
(Example: Right, Left, Right, Left, Right or Left, Right, Left, Right. Left)
Shooters choice....

Stop Plate : Will be the first Target - ENGAGED

Maximum String Time : 30 Seconds

Penalties: 3 Seconds - Foot Fault, Creeping, Missing a Plate or out of order,
30 Seconds – Missing Stop Plate

*Missed Plates can not be made up after hitting the stop plate

Equipment Required: 2 - 18" x 24", 2- 4' 2x4 , 1- Shooting Box

BGSL Steel Showdown
1/9/2016

Back N 4th - Combined

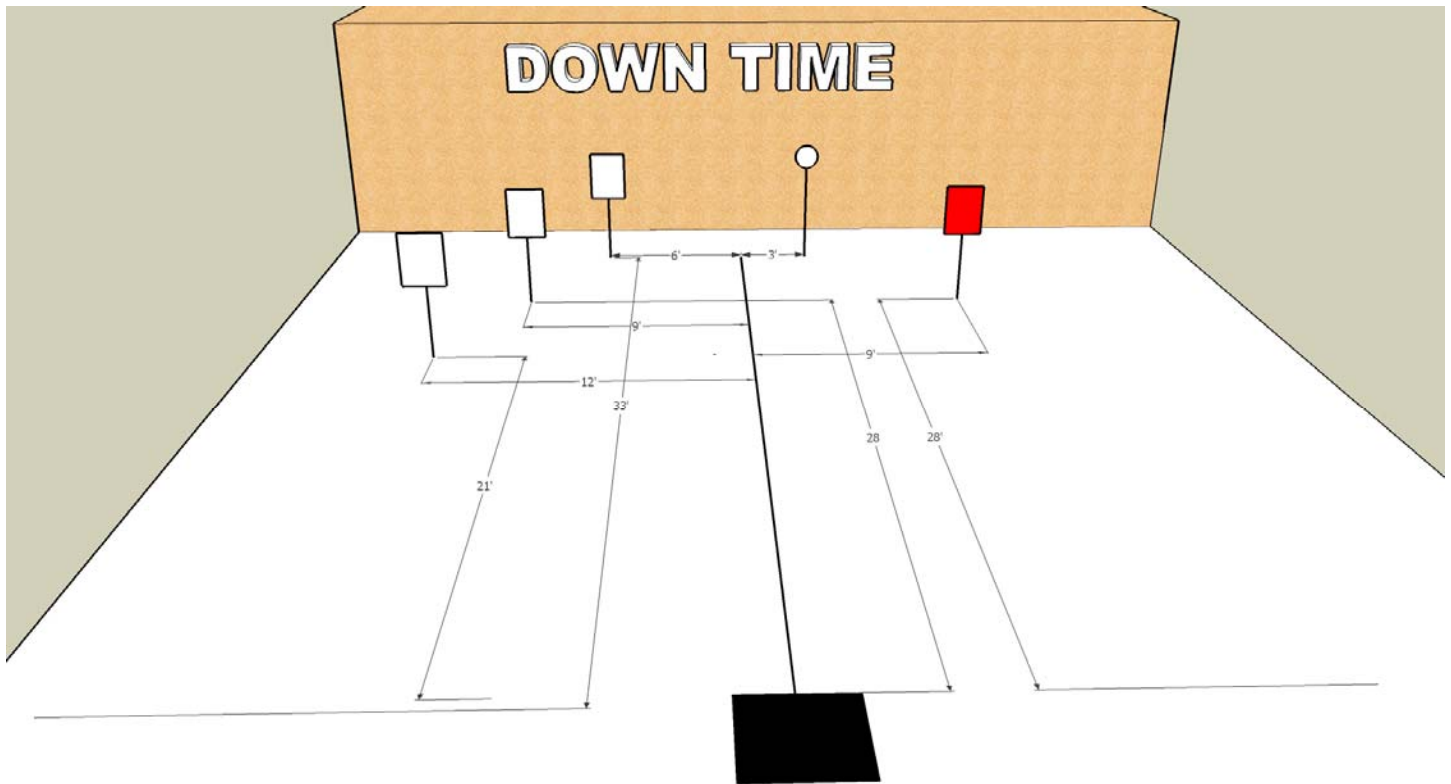
Final	Name	Number	Class	Division	Time	String 1			String 2			String 3			String 4			String 5		
						Raw	Bon	Pen	Raw	Bon	Pen	Raw	Bon	Pen	Raw	Bon	Pen	Raw	Bon	Pen
1	Degrant, Ken		none	RL	9.51	2.48	-	-	2.47	-	-	2.40	-	-	2.39	-	-	2.25	-	-
2	West, Barry		A	RRO	10.65	2.70	-	-	2.67	-	-	4.86	-	-	2.64	-	-	2.64	-	-
3	Foley, Mike		none	RRO	10.89	2.89	-	-	40.26	-	-	2.73	-	-	2.75	-	-	2.52	-	-
4	Davis, Ryan		A	RO	10.98	2.93	-	-	2.74	-	-	2.63	-	-	2.68	-	-	3.55	-	-
5	Owens, Brett		U	RO	11.77	2.82	-	-	2.82	-	-	5.76	-	-	2.94	-	-	3.19	-	-
6	Estill, Corey		none	CL	12.54	5.28	-	-	3.43	-	-	3.12	-	-	3.07	-	-	2.92	-	-
7	Katz, Scott			RRO	12.92	4.70	-	-	3.33	-	-	3.05	-	-	3.39	-	-	3.15	-	-
8	Mansfield, Tom			RRO	13.12	3.57	-	-	3.96	-	-	3.15	-	-	3.29	-	-	3.11	-	-
9	Carroll, Kevin		U	CL	13.40	3.37	-	-	3.63	-	-	3.18	-	-	3.22	-	-	4.49	-	-
10	Ironmonger, Brandon		A	RL	13.67	3.58	-	-	3.83	-	-	3.33	-	-	2.93	-	-	4.11	-	-
11	Cerise, Tracy		A	CL	14.07	4.32	-	-	3.69	-	-	3.67	-	-	3.51	-	-	3.20	-	-
12	Arnold, Austin		none	RL	14.34	4.18	-	-	7.49	-	-	2.48	-	-	4.81	-	-	2.87	-	-
13	Angell, Jason			CL	14.49	5.07	-	-	3.60	-	-	3.68	-	-	3.77	-	-	3.44	-	-
14	Jeffrey, Barry		A	RRO	14.56	3.35	-	-	3.44	-	-	3.37	-	-	4.46	-	-	4.40	-	-
15	Fronk, Ryan		A	CL	14.80	4.18	-	-	3.88	-	-	4.00	-	-	3.71	-	-	3.21	-	-
16	Hartley, Julie		A	RL	15.35	4.06	-	-	4.14	-	-	3.71	-	-	3.44	-	-	4.37	-	-
17	Cook, Frank		A	CL	15.47	4.12	-	-	4.09	-	-	4.24	-	-	3.87	-	-	3.39	-	-
18	Mansfield, Thomas		A	RL	15.58	6.15	-	-	3.54	-	-	3.17	-	-	4.15	-	-	4.72	-	-
19	Troxell, Ben		A	CL	15.66	4.09	-	-	3.87	-	-	4.67	-	-	3.98	-	-	3.72	-	-
20	Massie, Travis		A	RRO	15.68	4.12	-	-	7.21	-	-	2.90	-	-	3.86	-	-	4.80	-	-
21	Ironmonger, Hannah		none	RL	16.02	8.76	-	-	4.22	-	-	3.93	-	-	4.08	-	-	3.79	-	-
22	Fronk, Bob		A	CL	16.27	4.15	-	-	4.67	-	-	3.83	-	-	3.98	-	-	4.31	-	-
23	Sullivan, Suzanne		A	CL	16.41	4.15	-	-	5.48	-	-	3.90	-	-	3.87	-	-	4.49	-	-
24	Massie, Kevin		A	RL	16.73	3.95	-	-	3.86	-	-	5.38	-	-	4.43	-	-	4.49	-	-
25	Carmical, Susan		none	CL	17.57	4.72	-	-	4.65	-	-	4.06	-	-	5.20	-	-	4.14	-	-
26	Arnold, Mike		none	CL	17.60	4.81	-	-	5.22	-	-	4.23	-	-	3.96	-	-	4.60	-	-
27	Bryant, Carole		U	RO	17.95	4.08	-	-	3.72	-	-	6.16	-	-	8.10	-	3.00	3.99	-	-
28	Hawkins, Mike		A	RL	18.04	5.48	-	-	5.31	-	-	4.05	-	-	4.89	-	-	3.79	-	-
29	Pelfrey, Savanna		A	RRO	18.19	5.38	-	-	4.98	-	-	4.52	-	-	4.54	-	-	4.15	-	-
30	Barr, Barbara		A	RRO	19.24	4.90	-	-	4.87	-	-	4.65	-	3.00	4.76	-	-	4.71	-	-
31	Thompson, Rufus		none	CL	19.98	5.96	-	-	5.35	-	-	4.87	-	-	4.92	-	-	4.84	-	-
32	Shields, Mike		A	OSR	20.65	4.80	-	-	4.01	-	-	5.42	-	30.00	7.42	-	-	4.42	-	-
33	Richardson, Jessie		A	CL	21.36	4.98	-	-	5.59	-	-	4.51	-	-	30.00	-	-	6.28	-	-
34	Cerise, Alexis		A	RL	21.52	4.53	-	-	6.10	-	-	5.55	-	-	5.34	-	-	30.00	-	-
35	Estill, Jessica		none	CO	23.19	6.48	-	-	6.28	-	-	6.02	-	-	5.05	-	-	5.84	-	-
36	Carmical, Logan		A	RL	24.93	6.75	-	-	7.14	-	-	6.03	-	-	7.08	-	-	5.07	-	-
37	Cerzosie, Joe		A	CL	25.51	9.18	-	-	6.51	-	-	4.45	-	-	6.78	-	-	7.77	-	-
38	Rockwell, Scott		A	CL	26.66	6.92	-	-	8.54	-	-	6.29	-	-	4.91	-	-	12.14	-	-
39	Barr, A.t.			CO	27.03	5.58	-	-	6.09	-	-	10.44	-	-	4.92	-	-	10.46	-	-

BGSL Steel Showdown
1/9/2016

Too Easy - Combined

Final	Name	Number	Class	Division	Time	String 1			String 2			String 3			String 4			String 5		
						Raw	Bon	Pen	Raw	Bon	Pen	Raw	Bon	Pen	Raw	Bon	Pen	Raw	Bon	Pen
1	West, Barry		A	RRO	10.75	3.00	-	-	2.80	-	-	2.55	-	-	2.68	-	-	2.72	-	-
2	Davis, Ryan		A	RO	10.86	2.86	-	-	2.75	-	-	3.67	-	-	3.11	-	-	2.14	-	-
3	Foley, Mike		none	RRO	11.23	2.99	-	-	2.51	-	-	3.85	-	-	3.04	-	-	2.69	-	-
4	Katz, Scott			RRO	13.18	4.03	-	-	3.79	-	-	3.25	-	-	2.95	-	-	3.19	-	-
5	Jeffrey, Barry		A	RRO	13.35	3.82	-	-	2.78	-	-	3.47	-	-	3.28	-	-	4.82	-	-
6	Mansfield, Tom			RRO	13.55	3.68	-	-	3.76	-	-	3.39	-	-	3.47	-	-	3.01	-	-
7	Ironmonger, Brandon		A	RL	13.68	3.42	-	-	4.23	-	-	3.13	-	-	3.11	-	-	4.02	-	-
8	Estill, Corey		none	CL	14.09	4.26	-	-	4.03	-	-	3.11	-	-	3.19	-	-	3.76	-	-
9	Carroll, Kevin		U	CL	14.52	3.66	-	-	3.52	-	-	4.34	-	-	3.66	-	-	3.68	-	-
10	Degrant, Ken		none	RL	15.26	6.00	-	-	8.11	-	-	2.86	-	-	3.33	-	-	3.07	-	-
11	Owens, Brett		U	RO	15.51	4.11	-	-	3.44	-	-	3.69	-	-	4.84	-	-	4.27	-	-
12	Angell, Jason			CL	15.62	4.50	-	-	4.27	-	-	3.60	-	-	3.25	-	-	6.04	-	-
13	Massie, Travis		A	RRO	16.02	4.65	-	-	4.81	-	-	4.42	-	-	3.24	-	-	3.71	-	-
14	Arnold, Austin		none	RL	16.39	4.00	-	-	4.08	-	-	4.02	-	-	6.27	-	-	4.29	-	-
15	Bryant, Carole		U	RO	16.39	4.46	-	-	3.96	-	-	4.38	-	-	4.24	-	-	3.81	-	-
16	Hawkins, Mike		A	RL	17.26	4.23	-	-	4.48	-	-	7.46	-	-	3.81	-	-	4.74	-	-
17	Cook, Frank		A	CL	17.68	4.91	-	-	4.40	-	-	4.10	-	-	5.07	-	-	4.27	-	-
18	Mansfield, Thomas		A	RL	17.69	5.46	-	-	4.91	-	-	4.44	-	-	4.77	-	-	3.57	-	-
19	Barr, Barbara		A	RRO	17.91	2.96	-	-	4.70	-	-	5.89	-	-	4.36	-	-	7.62	-	-
20	Pelfrey, Savanna		A	RRO	18.48	7.78	-	-	5.21	-	-	4.16	-	-	4.23	-	-	4.88	-	-
21	Troxell, Ben		A	CL	19.87	4.93	-	-	4.48	-	-	6.97	-	-	5.13	-	-	5.33	-	-
22	Fronk, Ryan		A	CL	20.59	3.47	-	-	5.92	-	-	6.24	-	-	5.66	-	-	5.54	-	-
23	Richardson, Jessie		A	CL	20.96	7.18	-	-	5.49	-	-	5.46	-	-	5.20	-	-	4.81	-	-
24	Shields, Mike		A	OSR	21.28	6.68	-	-	5.50	-	-	4.60	-	-	5.21	-	-	5.97	-	-
25	Carmical, Susan		none	CL	21.36	6.36	-	-	8.74	-	-	4.83	-	-	5.49	-	-	4.68	-	-
26	Massie, Kevin		A	RL	21.74	5.29	-	-	5.80	-	-	5.79	-	-	5.56	-	-	5.10	-	-
27	Fronk, Bob		A	CL	22.11	6.01	-	-	5.56	-	-	5.14	-	-	7.41	-	-	5.40	-	-
28	Cerzosie, Joe		A	CL	22.13	5.87	-	-	7.34	-	-	5.18	-	-	5.14	-	-	5.94	-	-
29	Thompson, Rufus		none	CL	23.47	6.89	-	-	6.24	-	-	5.85	-	-	6.20	-	-	5.18	-	-
30	Estill, Jessica		none	CO	23.87	8.37	-	-	6.20	-	-	6.54	-	-	5.74	-	-	5.39	-	-
31	Ironmonger, Hannah		none	RL	23.90	7.47	-	-	5.79	-	-	11.95	-	-	5.50	-	-	5.14	-	-
32	Cerise, Alexis		A	RL	24.69	6.45	-	-	5.10	-	-	12.19	-	-	6.67	-	-	6.47	-	-
33	Barr, A.t.			CO	24.88	5.40	-	-	6.55	-	-	6.04	-	-	6.89	-	-	8.25	-	-
34	Arnold, Mike		none	CL	25.09	4.73	-	-	8.84	-	-	5.83	-	-	9.76	-	-	5.69	-	-
35	Cerise, Tracy		A	CL	26.71	13.47	-	-	7.45	-	-	4.81	-	-	5.60	-	-	8.85	-	-
36	Hartley, Julie		A	RL	27.17	7.24	-	-	6.57	-	-	30.00	-	-	6.27	-	-	7.09	-	-
37	Rockwell, Scott		A	CL	29.56	8.45	-	-	7.98	-	-	8.65	-	-	5.91	-	-	7.22	-	-
38	Carmical, Logan		A	RL	30.75	10.17	-	-	7.13	-	-	5.54	-	-	16.30	-	-	7.91	-	-
39	Sullivan, Suzanne		A	CL	33.72	9.84	-	-	8.74	-	-	7.97	-	-	18.09	-	-	7.17	-	-

Stage 4 – Bay 4



Start Position: Facing Down Range with Wrist above Shoulders and Firearm Holstered
***** (RimFire – Pointed at muzzle stick)

Course of Fire: Engage each target with 1 round (Round Target is Optional) – End with Stop Plate

Stop Plate : RED Plate

Optional Plate: Round Plate is Optional – and **will reduce string time by 1.25 seconds** (Misses on other targets will nullify the option plate – and will result in a straight time plus any penalties)

Maximum String Time : 30 Seconds

Penalties: 3 Seconds - Foot Fault, Creeping, Missing a Plate or out of order,
30 Seconds – Missing Stop Plate

*Missed Plates can not be made up after hitting the stop plate


4 – 18" x 24" Plates, 1 – 6" Plate, 5 – 4' 2x4

BGSL Steel Showdown
1/9/2016

Down Time - Combined

Final	Name	Number	Class	Division	Time	String 1			String 2			String 3			String 4			String 5		
						Raw	Bon	Pen	Raw	Bon	Pen	Raw	Bon	Pen	Raw	Bon	Pen	Raw	Bon	Pen
1	Foley, Mike		none	RRO	3.65	2.31	1.25	-	2.31	1.25	-	2.07	1.25	-	1.96	1.25	-	1.99	-	-
2	Degrant, Ken		none	RL	3.81	2.15	1.25	-	3.46	1.25	-	2.13	1.25	-	2.07	1.25	-	2.46	1.25	-
3	West, Barry		A	RRO	3.93	2.50	1.25	-	2.65	1.25	-	1.80	1.25	-	3.40	1.25	-	1.98	1.25	-
4	Mansfield, Tom			RRO	4.31	2.03	1.25	-	3.42	-	-	2.74	1.25	-	2.33	1.25	-	2.21	1.25	-
5	Ironmonger, Brandon		A	RL	5.10	2.51	-	-	2.14	1.25	-	2.03	1.25	-	2.40	1.25	3.00	2.17	1.25	-
6	Katz, Scott			RRO	5.20	2.66	1.25	-	2.37	1.25	-	3.07	1.25	-	2.69	1.25	-	2.48	1.25	-
7	Jeffrey, Barry		A	RRO	5.97	2.83	1.25	-	2.53	1.25	-	2.90	1.25	-	3.98	1.25	-	2.71	1.25	-
8	Massie, Travis		A	RRO	6.16	2.36	-	-	2.28	1.25	-	2.34	1.25	-	19.19	-	-	1.68	-	-
9	Davis, Ryan		A	RO	6.27	2.93	1.25	-	2.94	1.25	-	11.80	1.25	-	2.96	1.25	-	2.44	1.25	-
10	Mansfield, Thomas		A	RL	6.61	2.68	1.25	-	3.17	1.25	-	3.38	1.25	-	2.94	1.25	-	2.82	1.25	-
11	Carroll, Kevin		U	CL	7.01	2.79	-	-	2.83	1.25	-	2.66	-	-	2.50	1.25	-	2.77	1.25	-
12	Ironmonger, Hannah		none	RL	7.03	2.35	-	-	2.84	1.25	-	2.67	1.25	-	3.56	-	-	2.92	1.25	-
13	Estill, Corey		none	CL	7.12	3.17	1.25	-	3.20	1.25	-	3.10	1.25	-	2.78	1.25	-	3.07	1.25	-
14	Angell, Jason			CL	8.01	3.62	-	-	2.81	1.25	-	2.73	1.25	-	2.76	1.25	-	3.46	-	-
15	Cook, Frank		A	CL	8.45	3.31	1.25	-	3.36	1.25	-	3.49	1.25	-	3.61	1.25	-	3.29	1.25	-
16	Richardson, Jessie		A	CL	8.71	3.79	1.25	-	4.50	1.25	-	3.41	1.25	-	3.08	1.25	-	3.43	1.25	-
17	Fronk, Ryan		A	CL	9.16	3.53	-	-	2.58	-	-	2.27	-	-	2.26	-	-	2.05	-	-
18	Hawkins, Mike		A	RL	9.38	3.44	1.25	-	2.94	1.25	-	3.43	1.25	-	3.32	-	-	3.72	-	-
19	Owens, Brett		U	RO	9.43	4.06	1.25	-	3.44	1.25	-	2.60	-	-	3.08	1.25	-	8.07	1.25	-
20	Cerise, Alexis		A	RL	10.53	3.41	-	-	3.18	1.25	-	3.30	-	-	3.14	1.25	-	3.42	-	-
21	Bryant, Carole		U	RO	10.55	3.19	-	-	3.31	1.25	-	4.64	1.25	-	4.25	1.25	-	3.55	1.25	-
22	Barr, Barbara		A	RRO	10.58	4.03	1.25	-	4.12	1.25	-	3.60	1.25	-	4.04	1.25	-	3.91	1.25	-
23	Pelfrey, Savanna		A	RRO	10.83	3.19	-	-	4.37	1.25	-	3.68	1.25	-	36.90	1.25	-	3.34	1.25	-
24	Fronk, Bob		A	CL	11.06	4.19	1.25	-	2.46	-	-	4.49	-	-	3.52	1.25	-	3.39	-	-
25	Hartley, Julie		A	RL	11.09	3.13	1.25	-	3.34	-	-	2.98	1.25	-	4.14	-	-	4.76	-	-
26	Massie, Kevin		A	RL	11.39	4.09	-	-	3.79	1.25	-	3.40	1.25	-	3.86	1.25	-	4.40	-	-
27	Troxell, Ben		A	CL	11.54	3.98	1.25	-	11.86	1.25	-	3.84	1.25	-	5.04	1.25	-	3.68	1.25	-
28	Arnold, Austin		none	RL	11.85	2.93	-	-	4.61	-	-	2.28	1.25	-	4.53	1.25	-	8.99	-	-
29	Arnold, Mike		none	CL	12.32	5.20	1.25	-	4.58	1.25	-	4.03	1.25	-	3.51	1.25	-	4.73	-	-
30	Thompson, Rufus		none	CL	12.73	4.53	1.25	-	5.15	1.25	-	4.18	1.25	-	4.94	1.25	-	4.08	1.25	-
31	Shields, Mike		A	OSR	12.82	3.26	-	-	3.20	-	-	3.96	-	-	2.54	-	-	3.82	-	-
32	Cerzowie, Joe		A	CL	13.70	3.59	1.25	-	3.48	-	-	3.75	-	-	6.09	-	-	4.13	-	-
33	Estill, Jessica		none	CO	13.85	5.47	1.25	-	4.23	1.25	-	4.19	1.25	-	11.10	1.25	-	4.96	1.25	-
34	Rockwell, Scott		A	CL	14.32	5.72	1.25	-	5.35	1.25	-	5.08	1.25	-	3.34	1.25	-	5.55	1.25	-
35	Barr, A.t.			CO	16.33	5.04	-	-	8.13	-	-	5.06	-	-	4.15	1.25	-	3.33	-	-
36	Cerise, Tracy		A	CL	18.16	5.49	-	-	3.08	-	-	5.14	-	-	5.31	-	-	4.63	-	-
37	Carmical, Logan		A	RL	18.30	5.53	-	-	5.94	1.25	-	4.83	1.25	-	4.68	-	-	5.35	-	-
38	Carmical, Susan		none	CL	18.73	5.53	-	-	4.67	1.25	-	5.09	-	-	4.69	-	-	5.54	-	-
39	Sullivan, Suzanne		A	CL	34.64	3.77	-	-	3.06	-	-	30.00	-	-	13.43	-	-	14.38	-	-

Stage 5 – Bay 5



Start Position: Facing Down Range with Wrist above Shoulders and Firearm Holstered
***** (RimFire – Pointed at muzzle stick)

Course of Fire: Engage the Start Plate (Red) and then 1 round to each remaining plate then End by hit the Start Plate

Stop Plate : RED Plate

Maximum String Time : 30 Seconds

Penalties: 3 Seconds - Foot Fault, Creeping, Missing a Plate or out of order,
30 Seconds – Missing Stop Plate

*Missed Plates can not be made up after hitting the stop plate

Equipment Required: 1-10", 2-12", 1- 18" x 24" , 1- Shooting Box

BGSL Steel Showdown
1/9/2016

Not Again - Combined

Final	Name	Number	Class	Division	Time	String 1			String 2			String 3			String 4			String 5		
						Raw	Bon	Pen	Raw	Bon	Pen	Raw	Bon	Pen	Raw	Bon	Pen	Raw	Bon	Pen
1	West, Barry		A	RRO	9.64	2.30	-	-	3.18	-	-	2.66	-	-	2.24	-	-	2.44	-	-
2	Foley, Mike		none	RRO	9.85	2.72	-	-	2.34	-	-	2.37	-	-	6.09	-	-	2.42	-	-
3	Arnold, Austin		none	RL	11.58	4.64	-	-	3.98	-	-	2.39	-	-	2.93	-	-	2.28	-	-
4	Degrant, Ken		none	RL	11.81	2.91	-	-	2.41	-	-	3.71	-	-	4.44	-	-	2.78	-	-
5	Ironmonger, Brandon		A	RL	11.83	2.69	-	-	4.58	-	-	2.67	-	-	2.64	-	-	3.83	-	-
6	Katz, Scott			RRO	12.37	3.96	-	-	2.80	-	-	4.14	-	-	2.79	-	-	2.82	-	-
7	Mansfield, Tom			RRO	13.01	3.42	-	-	3.71	-	-	3.18	-	-	2.84	-	-	3.57	-	-
8	Davis, Ryan		A	RO	13.15	3.13	-	-	9.89	-	-	2.71	-	-	4.01	-	-	3.30	-	-
9	Jeffrey, Barry		A	RRO	13.36	3.71	-	-	3.18	-	-	3.21	-	-	4.72	-	-	3.26	-	-
10	Carroll, Kevin		U	CL	13.80	4.37	-	-	3.45	-	-	3.58	-	-	3.49	-	-	3.28	-	-
11	Massie, Travis		A	RRO	14.60	3.94	-	-	4.38	-	-	3.54	-	-	2.74	-	-	6.94	-	-
12	Bryant, Carole		U	RO	15.07	3.69	-	-	4.80	-	-	3.78	-	-	3.74	-	-	3.86	-	-
13	Hawkins, Mike		A	RL	15.43	3.62	-	-	5.44	-	-	3.65	-	-	4.77	-	-	3.39	-	-
14	Cook, Frank		A	CL	15.84	3.96	-	-	4.97	-	-	4.03	-	-	3.91	-	-	3.94	-	-
15	Owens, Brett		U	RO	16.36	4.73	-	-	5.04	-	-	5.29	-	-	3.58	-	-	3.01	-	-
16	Mansfield, Thomas		A	RL	16.42	4.14	-	-	5.30	-	-	4.29	-	-	4.25	-	-	3.74	-	-
17	Estill, Corey		none	CL	16.74	3.96	-	-	4.20	-	-	3.97	-	9.00	4.47	-	-	4.11	-	-
18	Shields, Mike		A	OSR	16.77	5.52	-	-	5.20	-	-	4.46	-	-	3.70	-	-	3.41	-	-
19	Angell, Jason			CL	17.43	4.02	-	-	5.75	-	-	5.66	-	-	3.83	-	-	3.92	-	-
20	Pelfrey, Savanna		A	RRO	17.86	4.01	-	-	4.75	-	-	19.35	-	-	4.52	-	-	4.58	-	-
21	Barr, Barbara		A	RRO	18.51	4.42	-	-	4.78	-	-	4.72	-	-	4.59	-	-	6.91	-	-
22	Troxell, Ben		A	CL	18.63	5.06	-	-	5.04	-	-	5.51	-	-	4.21	-	-	4.32	-	-
23	Cerzosie, Joe		A	CL	19.86	4.94	-	-	4.63	-	-	4.80	-	-	6.01	-	-	5.49	-	-
24	Cerise, Tracy		A	CL	20.32	6.16	-	3.00	6.28	-	-	4.25	-	-	3.88	-	-	5.91	-	-
25	Richardson, Jessie		A	CL	20.92	5.10	-	-	9.48	-	-	4.54	-	-	4.56	-	-	6.72	-	-
26	Fronk, Bob		A	CL	20.98	10.64	-	-	4.23	-	-	5.54	-	-	6.09	-	-	5.12	-	-
27	Estill, Jessica		none	CO	21.54	8.96	-	-	5.42	-	-	5.22	-	-	5.57	-	-	5.33	-	-
28	Barr, A.t.			CO	22.70	5.97	-	-	13.07	-	-	5.25	-	-	6.16	-	-	5.32	-	-
29	Rockwell, Scott		A	CL	23.05	6.01	-	-	6.45	-	-	6.55	-	-	30.00	-	-	4.04	-	-
30	Massie, Kevin		A	RL	23.16	6.18	-	-	5.90	-	-	4.40	-	-	6.68	-	-	7.20	-	-
31	Cerise, Alexis		A	RL	23.66	2.35	-	9.00	5.64	-	-	4.41	-	-	7.37	-	-	6.24	-	-
32	Fronk, Ryan		A	CL	23.87	6.74	-	-	5.43	-	-	6.39	-	-	13.18	-	-	5.31	-	-
33	Hartley, Julie		A	RL	24.13	7.25	-	-	6.49	-	-	6.00	-	-	5.32	-	-	6.32	-	-
34	Arnold, Mike		none	CL	25.08	7.66	-	-	6.81	-	-	7.06	-	-	4.85	-	-	6.36	-	-
35	Carmical, Susan		none	CL	26.63	7.25	-	-	2.58	-	9.00	8.21	-	-	4.71	-	-	6.46	-	-
36	Ironmonger, Hannah		none	RL	27.92	6.23	-	-	12.77	-	-	4.15	-	-	12.59	-	-	4.95	-	-
37	Thompson, Rufus		none	CL	29.01	7.14	-	-	8.04	-	-	5.87	-	-	7.96	-	-	17.89	-	-
38	Sullivan, Suzanne		A	CL	30.62	5.62	-	-	13.65	-	-	11.94	-	-	7.90	-	-	5.16	-	-
39	Carmical, Logan		A	RL	37.24	9.92	-	-	7.44	-	-	17.45	-	3.00	10.89	-	-	8.99	-	-