

BGSF Steel Showdown

12/12/2015

Match Results (by time)

Final	Name	Number	Class	Division	Time	Stage 1 (Focus)	Stage 2 (Go Fast)	Stage 3 (Should B Easy)	Stage 4 (Speed Trap)	Stage 5 (Im & Out)	Stage 6 (No Focus)
1	West, Barry		A	RRO	55.81	13.30	5.74	4.74	12.10	10.66	9.27
2	Mansfield, Tom			RRO	64.65	10.59	7.87	7.44	15.60	14.08	9.07
3	Katz, Scott			RRO	65.68	11.99	8.18	6.87	13.23	15.36	10.05
4	Arnold, Michael		U	RL	66.18	12.29	6.98	6.44	12.60	14.80	13.07
5	Carmical, Allen			RL	68.18	13.81	7.88	6.22	13.54	16.74	9.99
6	Cerzosie, Joe		A	RO	70.49	15.09	8.68	7.26	16.66	12.34	10.46
7	Ironmonger, Brandon		A	RL	71.44	17.01	8.48	6.48	14.76	14.59	10.12
8	Davis, Ryan		A	RO	72.01	16.94	7.65	5.99	18.90	13.43	9.10
9	Carroll, Kevin		U	RR	73.78	15.40	8.19	8.23	15.47	16.09	10.40
10	Berger, Rolando		A	RO	74.26	15.22	9.28	9.05	16.11	14.52	10.08
11	Hall, Byron		A	RO	74.32	13.36	6.88	11.62	13.84	14.72	13.90
12	Avery, Logan		none	RL	76.38	15.06	7.71	7.48	18.10	16.61	11.42
13	Owens, Brett		U	RL	77.34	14.62	9.43	7.35	17.47	17.15	11.32
14	Estill, Corey		none	CL	77.68	14.95	9.85	9.53	15.40	16.23	11.72
15	Brulc, Aaron		A	RL	78.33	15.95	7.78	7.20	16.58	20.66	10.16
16	Hay, David		A	RO	82.13	16.47	8.84	7.78	15.83	19.94	13.27
17	Bryant, Carole		U	RO	83.53	15.70	10.94	8.62	18.04	17.75	12.48
18	Crager, David			CL	87.64	18.66	9.82	9.09	18.87	17.45	13.75
19	Mansfield, Thomas		A	RL	88.86	21.39	8.86	8.97	18.61	19.77	11.26
20	Serafini, Brian		A	RO	89.88	18.50	9.93	7.27	17.83	19.20	17.15
21	Eubanks, Rob		A	RL	90.01	21.00	10.98	9.26	18.31	17.57	12.89
22	Flannery, Blake		none	RL	90.53	20.00	7.80	7.91	19.58	22.62	12.62
23	Ironmonger, Hannah		none	RL	93.20	20.17	10.64	12.36	16.80	19.02	14.21
24	Pelfrey, Savanna		A	RRO	96.39	18.20	14.81	8.97	21.17	19.90	13.34
25	Shields, Mike		A	OSR	97.74	20.59	11.56	10.73	19.28	23.19	12.39
26	Edwards, Lin		C	RRO	103.37	15.68	9.93	31.67	16.36	17.05	12.68
27	Cerise, Alexis		A	RL	107.57	27.08	12.32	7.91	23.65	19.87	16.74
28	King, Zachary		A	RL	110.37	24.32	13.09	11.15	24.87	21.92	15.02
29	Fronk, Bob		A	CL	111.19	21.78	12.74	12.12	24.05	28.25	12.25
30	Barker, Haley		A	RL	115.46	23.63	17.14	10.98	22.69	25.52	15.50
31	Wiggam, Mark		none	RL	116.16	22.27	14.16	12.78	24.66	25.02	17.27
32	Fronk, Ryan		A	CL	120.13	21.56	12.72	9.79	28.14	29.24	18.68
33	Green, George			RO	124.21	31.35	9.80	9.90	24.96	33.52	14.68
34	Lawson, Margo		none	RL	124.93	34.65	15.47	10.14	20.23	28.28	16.16
35	Cerise, Tracy		A	CL	126.40	24.30	13.36	13.63	24.95	30.24	19.92
36	Utley, Hardy		A	CL	126.92	29.44	11.28	13.85	29.55	28.60	14.20
37	Ward, Thomas		A	RL	129.12	28.45	16.24	12.53	26.17	23.94	21.79
38	Hartley, Julie		A	RL	131.07	21.81	11.47	9.72	46.62	25.71	15.74
39	Arnold, Mike		none	CL	133.84	30.55	17.92	13.52	27.78	23.93	20.14
40	Decot, Donavon		A	CL	140.61	29.61	18.76	20.86	29.83	26.01	15.54
41	Lawson, Matt		A	CL	145.15	30.53	18.63	18.05	27.46	31.94	18.54
42	Edwards, Rosalee		A	RL	148.16	29.37	19.51	11.55	33.87	28.34	25.52
43	Robinson, Ricky		A	CL	149.53	33.80	18.21	13.33	29.06	33.97	21.16
44	Carmical, Logan		A	RL	213.67	42.53	26.29	18.34	54.86	45.86	25.79
45	Decot, Stefani		A	RL	286.61	53.95	31.33	28.73	79.42	54.65	38.53
46	Barr, At		A	RO	405.32	23.68	13.79	7.85	120.00	120.00	120.00
-	(DQ)Nash, Tess			RO	-	-	-	-	-	-	-

-	(DQ)Matthews, Dale		A	CL	-	-	-	-	-	-	-
-	(DQ)Burke, Bill		A	RO	-	-	-	-	-	-	-

BGSL Steel Showdown
12/12/2015
Match Results (division by time)

CF Limited

Final	Name	Number	Class	Division	Time	Stage 1 (Focus)	Stage 2 (Go Fast)	Stage 3 (Should B Easy)	Stage 4 (Speed Trap)	Stage 5 (Im & Out)	Stage 6 (No Focus)
1	Estill, Corey		none	CL	77.68	14.95	9.85	9.53	15.40	16.23	11.72
2	Crager, David			CL	87.64	18.66	9.82	9.09	18.87	17.45	13.75
3	Cerise, Tracy		A	CL	126.40	24.30	13.36	13.63	24.95	30.24	19.92
4	Utley, Hardy		A	CL	126.92	29.44	11.28	13.85	29.55	28.60	14.20
5	Arnold, Mike		none	CL	133.84	30.55	17.92	13.52	27.78	23.93	20.14
6	Decot, Donavon		A	CL	140.61	29.61	18.76	20.86	29.83	26.01	15.54
7	Lawson, Matt		A	CL	145.15	30.53	18.63	18.05	27.46	31.94	18.54
8	Robinson, Ricky		A	CL	149.53	33.80	18.21	13.33	29.06	33.97	21.16
-	(DQ)Matthews, Dale		A	CL	-	-	-	-	-	-	-

CF LowReady

Final	Name	Number	Class	Division	Time	Stage 1 (Focus)	Stage 2 (Go Fast)	Stage 3 (Should B Easy)	Stage 4 (Speed Trap)	Stage 5 (Im & Out)	Stage 6 (No Focus)
1	Fronk, Bob		A	CL	111.19	21.78	12.74	12.12	24.05	28.25	12.25
2	Fronk, Ryan		A	CL	120.13	21.56	12.72	9.79	28.14	29.24	18.68

OSR

Final	Name	Number	Class	Division	Time	Stage 1 (Focus)	Stage 2 (Go Fast)	Stage 3 (Should B Easy)	Stage 4 (Speed Trap)	Stage 5 (Im & Out)	Stage 6 (No Focus)
1	Shields, Mike		A	OSR	97.74	20.59	11.56	10.73	19.28	23.19	12.39

RF Limited

Final	Name	Number	Class	Division	Time	Stage 1 (Focus)	Stage 2 (Go Fast)	Stage 3 (Should B Easy)	Stage 4 (Speed Trap)	Stage 5 (Im & Out)	Stage 6 (No Focus)
1	Arnold, Michael		U	RL	66.18	12.29	6.98	6.44	12.60	14.80	13.07
2	Carmical, Allen			RL	68.18	13.81	7.88	6.22	13.54	16.74	9.99
3	Ironmonger, Brandon		A	RL	71.44	17.01	8.48	6.48	14.76	14.59	10.12
4	Avery, Logan		none	RL	76.38	15.06	7.71	7.48	18.10	16.61	11.42
5	Owens, Brett		U	RL	77.34	14.62	9.43	7.35	17.47	17.15	11.32
6	Brulc, Aaron		A	RL	78.33	15.95	7.78	7.20	16.58	20.66	10.16
7	Mansfield, Thomas		A	RL	88.86	21.39	8.86	8.97	18.61	19.77	11.26
8	Eubanks, Rob		A	RL	90.01	21.00	10.98	9.26	18.31	17.57	12.89
9	Flannery, Blake		none	RL	90.53	20.00	7.80	7.91	19.58	22.62	12.62
10	Ironmonger, Hannah		none	RL	93.20	20.17	10.64	12.36	16.80	19.02	14.21
11	Cerise, Alexis		A	RL	107.57	27.08	12.32	7.91	23.65	19.87	16.74
12	King, Zachary		A	RL	110.37	24.32	13.09	11.15	24.87	21.92	15.02
13	Barker, Haley		A	RL	115.46	23.63	17.14	10.98	22.69	25.52	15.50
14	Wiggam, Mark		none	RL	116.16	22.27	14.16	12.78	24.66	25.02	17.27

15	Lawson, Margo		none	RL	124.93	34.65	15.47	10.14	20.23	28.28	16.16
16	Ward, Thomas		A	RL	129.12	28.45	16.24	12.53	26.17	23.94	21.79
17	Hartley, Julie		A	RL	131.07	21.81	11.47	9.72	46.62	25.71	15.74
18	Edwards, Rosalee		A	RL	148.16	29.37	19.51	11.55	33.87	28.34	25.52
19	Carmical, Logan		A	RL	213.67	42.53	26.29	18.34	54.86	45.86	25.79
20	Decot, Stefani		A	RL	286.61	53.95	31.33	28.73	79.42	54.65	38.53

RF Open

Final	Name	Number	Class	Division	Time	Stage 1 (Focus)	Stage 2 (Go Fast)	Stage 3 (Should B Easy)	Stage 4 (Speed Trap)	Stage 5 (Im & Out)	Stage 6 (No Focus)
1	Cerzosie, Joe		A	RO	70.49	15.09	8.68	7.26	16.66	12.34	10.46
2	Davis, Ryan		A	RO	72.01	16.94	7.65	5.99	18.90	13.43	9.10
3	Berger, Rolando		A	RO	74.26	15.22	9.28	9.05	16.11	14.52	10.08
4	Hall, Byron		A	RO	74.32	13.36	6.88	11.62	13.84	14.72	13.90
5	Hay, David		A	RO	82.13	16.47	8.84	7.78	15.83	19.94	13.27
6	Bryant, Carole		U	RO	83.53	15.70	10.94	8.62	18.04	17.75	12.48
7	Serafini, Brian		A	RO	89.88	18.50	9.93	7.27	17.83	19.20	17.15
8	Green, George			RO	124.21	31.35	9.80	9.90	24.96	33.52	14.68
9	Barr, At		A	RO	405.32	23.68	13.79	7.85	120.00	120.00	120.00
-	(DQ)Nash, Tess			RO	-	-	-	-	-	-	-
-	(DQ)Burke, Bill		A	RO	-	-	-	-	-	-	-

RF Revolver

Final	Name	Number	Class	Division	Time	Stage 1 (Focus)	Stage 2 (Go Fast)	Stage 3 (Should B Easy)	Stage 4 (Speed Trap)	Stage 5 (Im & Out)	Stage 6 (No Focus)
1	Carroll, Kevin		U	RR	73.78	15.40	8.19	8.23	15.47	16.09	10.40

RF Rifle Open

Final	Name	Number	Class	Division	Time	Stage 1 (Focus)	Stage 2 (Go Fast)	Stage 3 (Should B Easy)	Stage 4 (Speed Trap)	Stage 5 (Im & Out)	Stage 6 (No Focus)
1	West, Barry		A	RRO	55.81	13.30	5.74	4.74	12.10	10.66	9.27
2	Mansfield, Tom			RRO	64.65	10.59	7.87	7.44	15.60	14.08	9.07
3	Katz, Scott			RRO	65.68	11.99	8.18	6.87	13.23	15.36	10.05
4	Pelfrey, Savanna		A	RRO	96.39	18.20	14.81	8.97	21.17	19.90	13.34
5	Edwards, Lin		C	RRO	103.37	15.68	9.93	31.67	16.36	17.05	12.68

BGSL Steel Showdown
Category Leaders : 12/12/2015

Lady

Place	Name	Number	Class	Division	Time	Stage 1 (Focus)	Stage 2 (Go Fast)	Stage 3 (Should B Easy)	Stage 4 (Speed Trap)	Stage 5 (Im & Out)	Stage 6 (No Focus)
1	Bryant, Carole		U	RO	83.53	15.70	10.94	8.62	18.04	17.75	12.48
2	Ironmonger, Hannah		none	RL	93.20	20.17	10.64	12.36	16.80	19.02	14.21
3	Pelfrey, Savanna		A	RRO	96.39	18.20	14.81	8.97	21.17	19.90	13.34
4	Cerise, Alexis		A	RL	107.57	27.08	12.32	7.91	23.65	19.87	16.74
5	Barker, Haley		A	RL	115.46	23.63	17.14	10.98	22.69	25.52	15.50
6	Lawson, Margo		none	RL	124.93	34.65	15.47	10.14	20.23	28.28	16.16
7	Hartley, Julie		A	RL	131.07	21.81	11.47	9.72	46.62	25.71	15.74
8	Edwards, Rosalee		A	RL	148.16	29.37	19.51	11.55	33.87	28.34	25.52
9	Decot, Stefani		A	RL	286.61	53.95	31.33	28.73	79.42	54.65	38.53

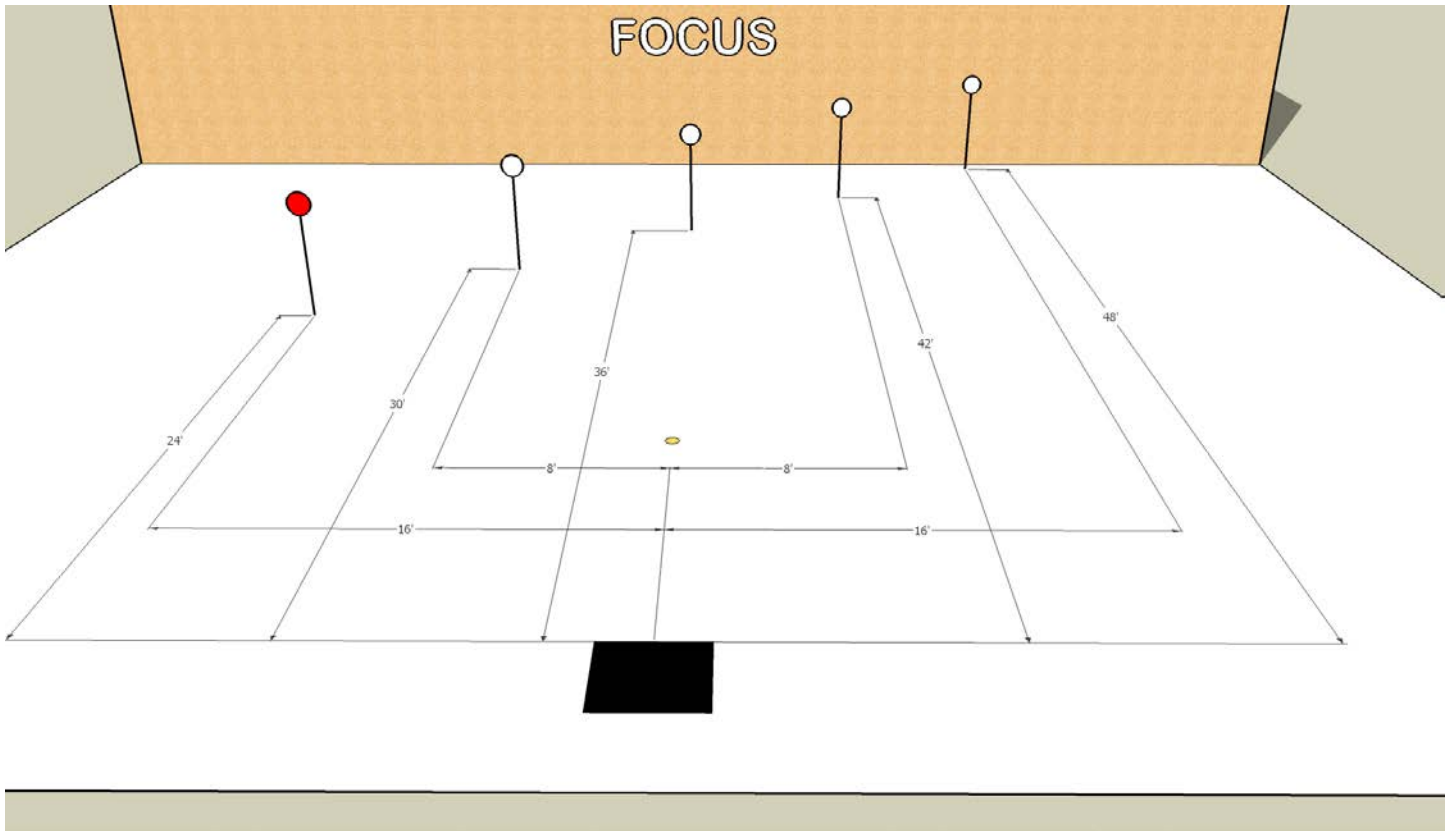
Junior

Place	Name	Number	Class	Division	Time	Stage 1 (Focus)	Stage 2 (Go Fast)	Stage 3 (Should B Easy)	Stage 4 (Speed Trap)	Stage 5 (Im & Out)	Stage 6 (No Focus)
1	Arnold, Michael		U	RL	66.18	12.29	6.98	6.44	12.60	14.80	13.07
2	Avery, Logan		none	RL	76.38	15.06	7.71	7.48	18.10	16.61	11.42
3	Mansfield, Thomas		A	RL	88.86	21.39	8.86	8.97	18.61	19.77	11.26
4	Flannery, Blake		none	RL	90.53	20.00	7.80	7.91	19.58	22.62	12.62
5	Ironmonger, Hannah		none	RL	93.20	20.17	10.64	12.36	16.80	19.02	14.21
6	King, Zachary		A	RL	110.37	24.32	13.09	11.15	24.87	21.92	15.02
7	Lawson, Margo		none	RL	124.93	34.65	15.47	10.14	20.23	28.28	16.16
8	Ward, Thomas		A	RL	129.12	28.45	16.24	12.53	26.17	23.94	21.79
9	Carmical, Logan		A	RL	213.67	42.53	26.29	18.34	54.86	45.86	25.79
10	Decot, Stefani		A	RL	286.61	53.95	31.33	28.73	79.42	54.65	38.53

Senior

Place	Name	Number	Class	Division	Time	Stage 1 (Focus)	Stage 2 (Go Fast)	Stage 3 (Should B Easy)	Stage 4 (Speed Trap)	Stage 5 (Im & Out)	Stage 6 (No Focus)
1	Edwards, Lin		C	RRO	103.37	15.68	9.93	31.67	16.36	17.05	12.68
2	Barr, At		A	RO	45.32	23.68	13.79	7.85	(null)	(null)	(null)
3	(DQ) Burke, Bill		A	RO	0.00	0.00	0.00	0.00	(null)	0.00	0.00

Stage 1 – Bay 1



Start Position: Facing Down Range with Wrist above Shoulders and Firearm Holstered
***** (RimFire – Pointed at muzzle stick)

Course of Fire: Engage each target with 1 round – End with Stop Plate

Stop Plate : RED Plate

Maximum String Time : 30 Seconds

Penalties: 3 Seconds - Foot Fault, Creeping, Missing a Plate or out of order,
30 Seconds – Missing Stop Plate

*Missed Plates can not be made up after hitting the stop plate

5 – 5" Sticks, 5 - 12"

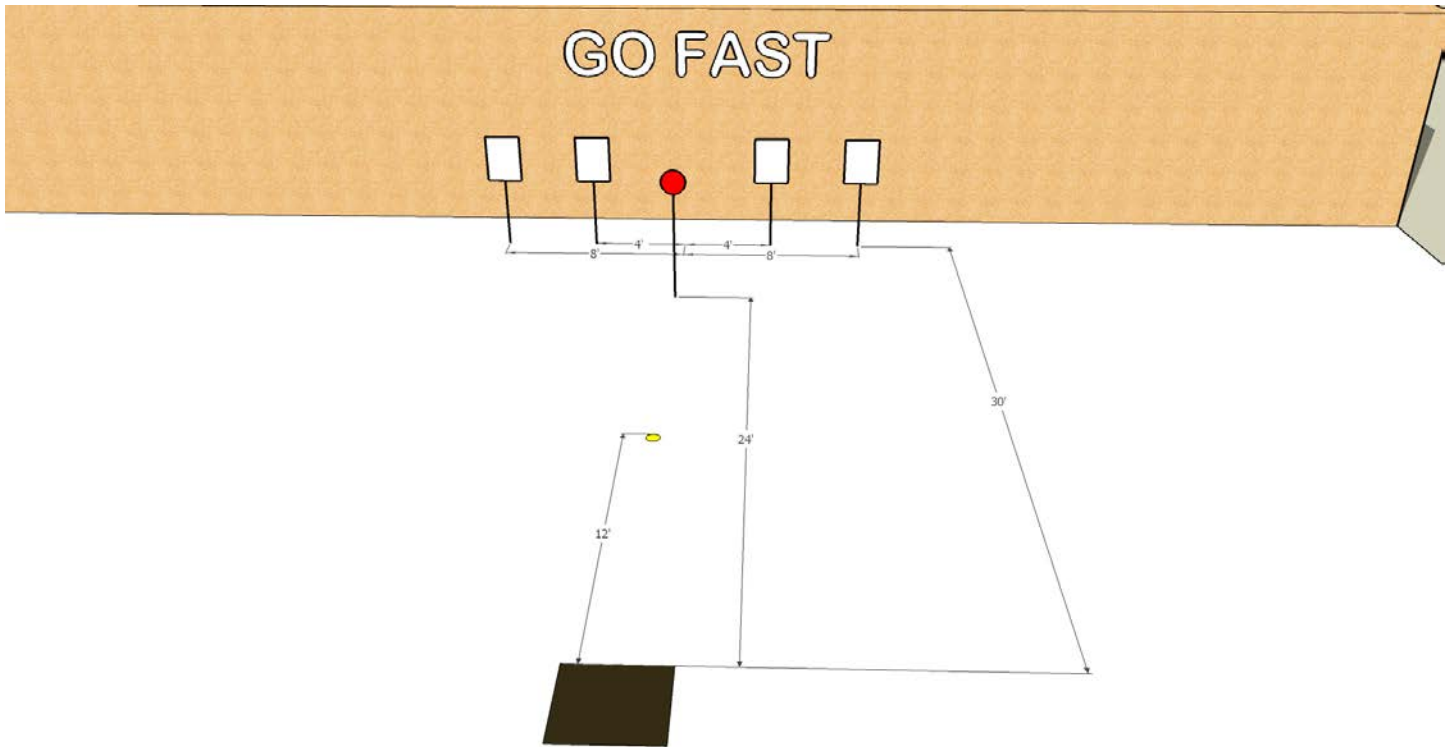
BGSL Steel Showdown
12/12/2015

Focus - Combined

Final	Name	Number	Class	Division	Time	String 1		String 2		String 3		String 4		String 5	
						Raw	Pen	Raw	Pen	Raw	Pen	Raw	Pen	Raw	Pen
1	Mansfield, Tom			RRO	10.59	2.81	-	2.77	-	3.28	-	3.26	-	1.75	-
2	Katz, Scott			RRO	11.99	3.04	-	3.24	-	3.02	-	3.02	-	2.91	-
3	Arnold, Michael		U	RL	12.29	3.36	-	2.86	-	3.97	-	2.49	-	3.58	-
4	West, Barry		A	RRO	13.30	4.05	-	2.60	-	5.08	-	3.88	-	2.77	-
5	Hall, Byron		A	RO	13.36	3.01	-	3.93	-	2.74	-	3.68	-	4.14	-
6	Carmical, Allen			RL	13.81	3.62	-	3.75	-	3.00	-	3.44	-	4.09	-
7	Owens, Brett		U	RL	14.62	4.39	-	4.30	-	4.10	-	3.04	-	3.18	-
8	Estill, Corey		none	CL	14.95	4.12	-	4.10	-	3.92	-	3.51	-	3.42	-
9	Avery, Logan		none	RL	15.06	3.54	-	4.73	-	3.34	-	5.02	-	3.45	-
10	Cerzosie, Joe		A	RO	15.09	5.20	-	4.24	-	3.81	-	3.17	-	3.87	-
11	Berger, Rolando		A	RO	15.22	4.17	-	5.27	-	3.48	-	3.54	-	4.03	-
12	Carroll, Kevin		U	RR	15.40	3.51	-	3.27	3.00	4.40	-	3.55	-	3.94	-
13	Edwards, Lin		C	RRO	15.68	4.10	-	3.58	-	5.53	-	3.88	-	4.12	-
14	Bryant, Carole		U	RO	15.70	3.85	-	4.21	-	3.59	-	4.05	-	4.44	-
15	Brulc, Aaron		A	RL	15.95	5.91	-	3.43	-	8.21	-	3.50	-	3.11	-
16	Hay, David		A	RO	16.47	4.70	-	4.95	-	4.35	-	3.84	-	3.58	-
17	Davis, Ryan		A	RO	16.94	5.14	-	6.68	-	2.87	-	5.65	-	3.28	-
18	Ironmonger, Brandon		A	RL	17.01	4.03	-	3.42	-	5.25	-	4.76	-	4.80	-
19	Pelfrey, Savanna		A	RRO	18.20	5.78	-	4.10	-	5.12	-	4.74	-	4.24	-
20	Serafini, Brian		A	RO	18.50	4.98	-	4.65	-	4.92	-	3.95	-	7.71	-
21	Crager, David			CL	18.66	4.94	-	4.69	-	6.90	-	4.13	-	4.90	-
22	Flannery, Blake		none	RL	20.00	4.01	-	5.71	-	4.69	-	5.79	-	5.59	-
23	Ironmonger, Hannah		none	RL	20.17	4.20	-	6.50	-	5.51	-	5.04	-	5.42	-
24	Shields, Mike		A	OSR	20.59	7.00	-	4.67	-	4.49	-	4.43	-	5.83	3.00
25	Eubanks, Rob		A	RL	21.00	5.22	-	5.35	-	5.25	-	5.43	-	5.18	-
26	Mansfield, Thomas		A	RL	21.39	5.96	-	4.07	-	5.14	-	6.22	-	6.76	-
27	Fronk, Ryan		A	CL	21.56	5.64	-	5.50	-	4.82	-	5.70	-	5.60	-
28	Fronk, Bob		A	CL	21.78	9.50	-	5.17	-	6.40	-	6.02	-	4.19	-
29	Hartley, Julie		A	RL	21.81	5.85	-	7.83	-	6.37	-	5.88	-	3.71	-
30	Wiggam, Mark		none	RL	22.27	6.84	-	5.68	-	5.60	-	5.52	-	5.47	-
31	Barker, Haley		A	RL	23.63	5.73	-	5.52	-	4.52	-	7.86	-	8.88	-
32	Barr, At		A	RO	23.68	5.61	-	3.92	-	10.16	-	9.66	-	4.49	-
33	Cerise, Tracy		A	CL	24.30	8.22	-	4.99	-	6.83	-	4.82	-	7.66	-
34	King, Zachary		A	RL	24.32	5.05	-	7.19	-	6.39	-	6.16	-	6.72	-
35	Cerise, Alexis		A	RL	27.08	7.24	-	6.51	-	6.12	-	7.55	-	7.21	-
36	Ward, Thomas		A	RL	28.45	7.33	-	6.60	-	5.76	-	8.76	-	8.91	-
37	Edwards, Rosalee		A	RL	29.37	8.02	-	5.68	-	8.25	-	7.42	-	9.09	-
38	Utley, Hardy		A	CL	29.44	7.51	-	10.40	-	7.98	-	6.37	-	7.58	-

39	Decot, Donavon		A	CL	29.61	12.83	-	6.59	-	6.94	-	8.36	-	7.72	-
40	Lawson, Matt		A	CL	30.53	8.56	-	8.25	-	7.43	-	6.62	-	8.23	-
41	Arnold, Mike		none	CL	30.55	8.68	-	8.22	-	7.90	-	6.47	-	7.96	-
42	Green, George			RO	31.35	8.19	-	8.92	-	5.21	-	9.36	-	9.03	-
43	Robinson, Ricky		A	CL	33.80	11.62	-	7.88	-	10.00	-	8.54	-	7.38	-
44	Lawson, Margo		none	RL	34.65	21.51	3.00	9.04	-	6.06	-	5.96	-	13.59	-
45	Carmical, Logan		A	RL	42.53	10.49	-	14.14	-	8.07	-	30.00	-	9.83	-
46	Decot, Stefani		A	RL	53.95	13.33	-	21.55	3.00	11.16	-	13.72	-	15.74	-
47	(DQ) Burke, Bill		A	RO	0.00	6.90	-	5.30	-	5.60	-	6.22	3.00	5.59	3.00
48	(DQ) Matthews, Dale		A	CL	0.00	6.58	-	6.23	-	6.00	-	5.73	-	5.14	-
49	(DQ) Nash, Tess			RO	0.00	-	-	-	-	-	-	-	-	-	-

Stage 2 – Bay 2



Start Position: Facing Down Range with Wrist above Shoulders and Firearm Holstered
***** (RimFire – Pointed at muzzle stick)

Course of Fire: Engage each target with 1 round – End with Stop Plate

Stop Plate : RED Plate

Maximum String Time : 30 Seconds

Penalties: 3 Seconds - Foot Fault, Creeping, Missing a Plate or out of order,
30 Seconds – Missing Stop Plate

*Missed Plates can not be made up after hitting the stop plate

5 – 5” Sticks, 4 - 18x24, 1- 12”

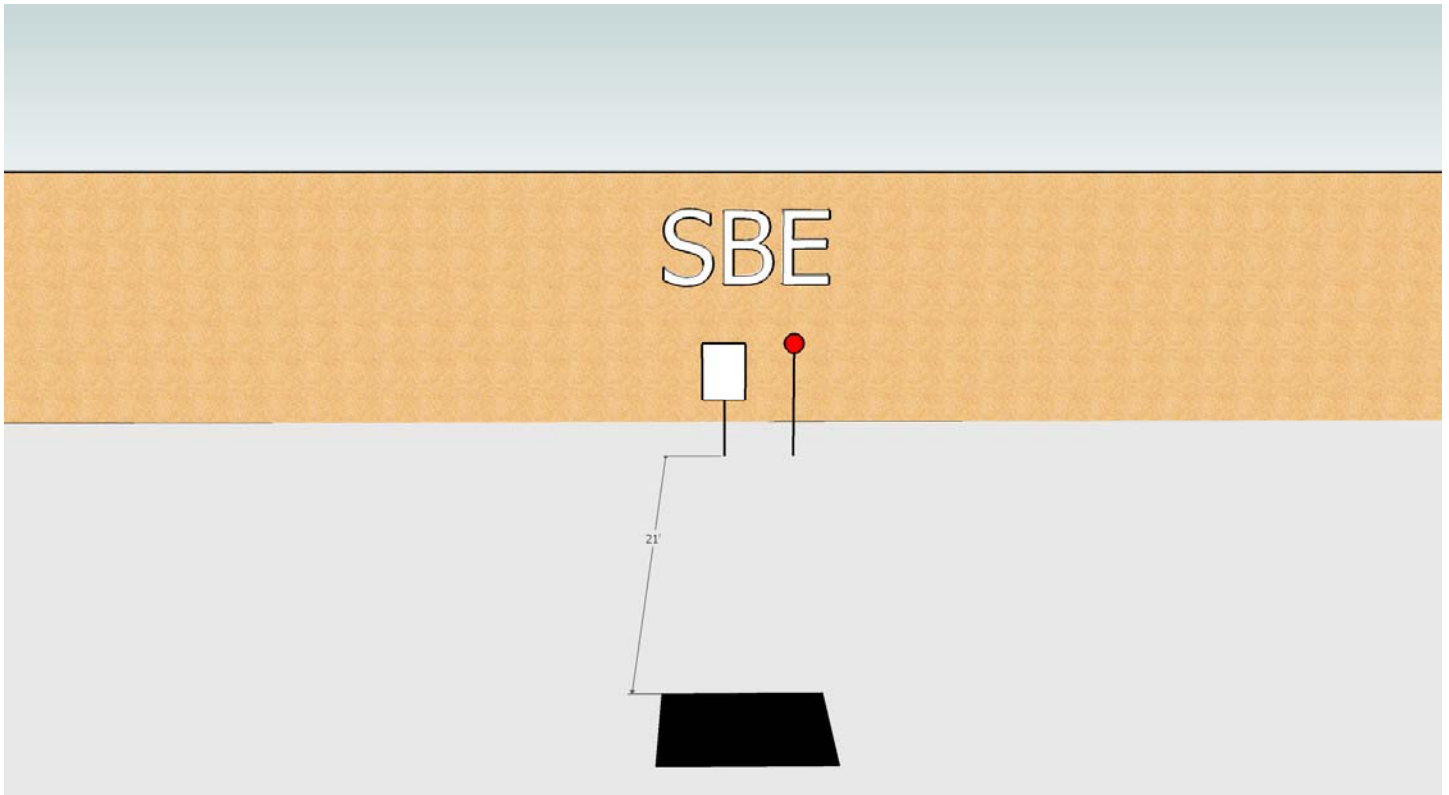
BGSL Steel Showdown
12/12/2015

Go Fast - Combined

Final	Name	Number	Class	Division	Time	String 1		String 2		String 3		String 4		String 5	
						Raw	Pen	Raw	Pen	Raw	Pen	Raw	Pen	Raw	Pen
1	West, Barry		A	RRO	5.74	1.79	-	1.60	-	1.31	-	1.41	-	1.42	-
2	Hall, Byron		A	RO	6.88	2.10	-	1.66	-	2.73	-	1.57	-	1.55	-
3	Arnold, Michael		U	RL	6.98	1.98	-	1.69	-	1.63	-	2.89	-	1.68	-
4	Davis, Ryan		A	RO	7.65	1.94	-	2.45	-	1.62	-	2.45	-	1.64	-
5	Avery, Logan		none	RL	7.71	1.89	-	1.73	-	1.89	-	2.28	-	2.20	-
6	Brulc, Aaron		A	RL	7.78	4.78	-	2.03	-	1.81	-	1.98	-	1.96	-
7	Flannery, Blake		none	RL	7.80	1.94	-	2.58	-	2.32	-	1.83	-	1.71	-
8	Mansfield, Tom			RRO	7.87	2.29	-	2.25	-	1.75	-	2.18	-	1.69	-
9	Carmical, Allen			RL	7.88	2.10	-	2.14	-	1.86	-	1.78	-	2.90	-
10	Katz, Scott			RRO	8.18	2.01	-	2.40	-	2.11	-	2.09	-	1.97	-
11	Carroll, Kevin		U	RR	8.19	2.14	-	2.56	-	2.08	-	2.03	-	1.94	-
12	Ironmonger, Brandon		A	RL	8.48	2.45	-	2.64	-	2.52	-	1.84	-	1.67	-
13	Cerzosie, Joe		A	RO	8.68	2.50	-	2.91	-	2.18	-	1.99	-	2.01	-
14	Hay, David		A	RO	8.84	2.39	-	2.15	-	2.55	-	2.15	-	2.15	-
15	Mansfield, Thomas		A	RL	8.86	4.81	-	2.45	-	1.73	-	2.19	-	2.49	-
16	Berger, Rolando		A	RO	9.28	2.62	-	2.29	-	2.12	-	2.25	-	3.78	-
17	Owens, Brett		U	RL	9.43	2.19	-	2.53	-	2.34	-	2.37	-	2.87	-
18	Green, George			RO	9.80	2.77	-	2.45	-	2.28	-	2.35	-	2.72	-
19	Crager, David			CL	9.82	2.51	-	2.39	-	2.37	-	2.95	-	2.55	-
20	Estill, Corey		none	CL	9.85	2.38	-	2.47	-	3.49	-	2.74	-	2.26	-
21	Edwards, Lin		C	RRO	9.93	3.06	-	2.42	-	2.31	-	2.51	-	2.69	-
22	Serafini, Brian		A	RO	9.93	13.14	-	2.58	-	2.48	-	2.34	-	2.53	-
23	Ironmonger, Hannah		none	RL	10.64	2.70	-	2.26	-	14.97	-	3.05	-	2.63	-
24	Bryant, Carole		U	RO	10.94	2.60	-	2.58	-	3.30	-	2.46	-	2.96	3.00
25	Eubanks, Rob		A	RL	10.98	18.57	-	2.91	-	2.63	-	2.76	-	2.68	-
26	Utley, Hardy		A	CL	11.28	2.78	-	3.05	-	2.93	-	3.24	-	2.52	-
27	Hartley, Julie		A	RL	11.47	2.78	-	2.22	-	3.65	-	4.21	-	2.82	-
28	Shields, Mike		A	OSR	11.56	3.71	3.00	3.17	-	3.04	-	2.84	-	2.51	-
29	Cerise, Alexis		A	RL	12.32	2.29	-	2.76	-	5.20	-	3.60	-	3.67	-
30	Fronk, Ryan		A	CL	12.72	3.36	-	2.89	-	3.81	-	3.56	-	2.91	-
31	Fronk, Bob		A	CL	12.74	4.32	-	4.10	-	2.68	-	2.69	-	3.27	-
32	King, Zachary		A	RL	13.09	2.55	-	4.14	-	5.00	-	3.23	-	3.17	-
33	Cerise, Tracy		A	CL	13.36	2.63	-	4.12	3.00	3.67	-	3.78	-	3.28	-
34	Barr, At		A	RO	13.79	6.82	-	2.71	-	2.25	-	2.01	-	14.69	-
35	Wiggam, Mark		none	RL	14.16	3.70	-	8.00	-	3.71	-	3.53	-	3.22	-
36	Pelfrey, Savanna		A	RRO	14.81	3.63	-	3.39	-	4.74	-	3.50	-	4.29	-
37	Lawson, Margo		none	RL	15.47	14.20	-	4.20	-	3.14	-	5.14	-	2.99	-
38	Ward, Thomas		A	RL	16.24	4.88	-	3.79	-	4.58	-	3.78	-	4.09	-

39	Barker, Haley		A	RL	17.14	30.00	-	6.14	-	4.28	-	3.63	-	3.09	-
40	Arnold, Mike		none	CL	17.92	5.40	-	4.92	-	4.69	-	4.57	-	3.74	-
41	Robinson, Ricky		A	CL	18.21	4.44	-	4.72	-	5.60	-	4.14	-	4.91	-
42	Lawson, Matt		A	CL	18.63	5.16	-	4.33	-	4.88	-	5.61	-	4.26	-
43	Decot, Donavon		A	CL	18.76	4.59	-	4.40	-	5.77	-	6.09	-	4.00	-
44	Edwards, Rosalee		A	RL	19.51	5.06	-	6.61	-	4.61	-	4.59	-	5.25	-
45	Carmical, Logan		A	RL	26.29	10.01	-	5.67	-	6.12	-	4.49	-	14.41	-
46	Decot, Stefani		A	RL	31.33	8.73	-	10.62	-	6.62	-	9.33	-	6.65	-
47	(DQ) Burke, Bill		A	RO	0.00	4.55	-	2.73	-	6.97	3.00	3.96	-	2.88	-
48	(DQ) Matthews, Dale		A	CL	0.00	3.38	-	3.20	-	3.05	-	30.00	-	3.35	-
49	(DQ) Nash, Tess			RO	0.00	-	-	-	-	-	-	-	-	-	-

Stage 3 – Bay 5



Start Position: Facing Down Range with Wrist above Shoulders and Firearm Holstered
***** (RimFire – Pointed at muzzle stick)

Course of Fire: Engage target Rectangle with 4 rounds

Stop Plate : Round Plate

Maximum String Time : 30 Seconds

Penalties: 3 Seconds - Foot Fault, Creeping, Missing a Plate or out of order,
30 Seconds – Missing Stop Plate

*Missed Plates can not be made up after hitting the stop plate

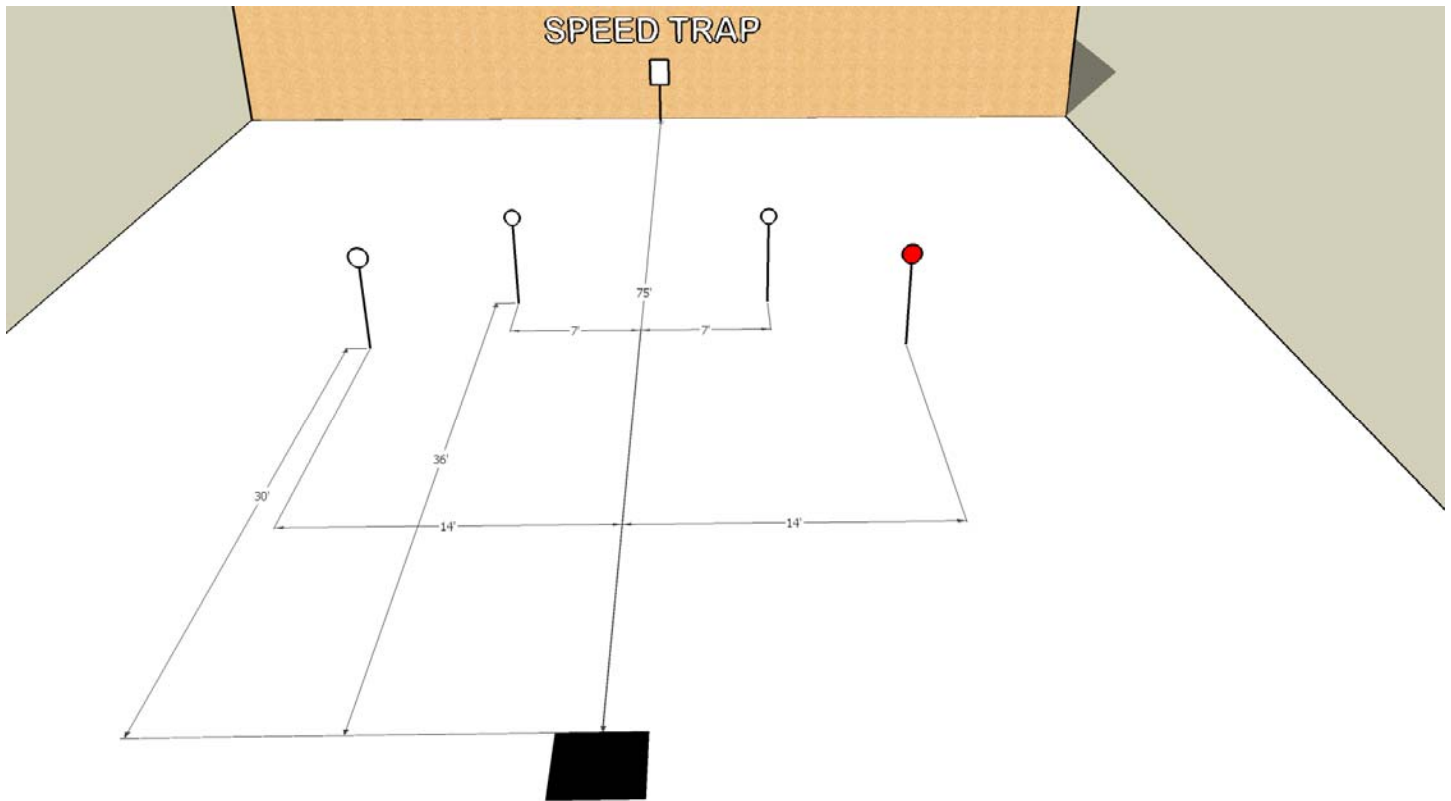
BGSL Steel Showdown
12/12/2015

Should B Easy - Combined

Final	Name	Number	Class	Division	Time	String 1		String 2		String 3		String 4		String 5	
						Raw	Pen	Raw	Pen	Raw	Pen	Raw	Pen	Raw	Pen
1	West, Barry		A	RRO	4.74	1.19	-	1.29	-	1.34	-	1.16	-	1.10	-
2	Davis, Ryan		A	RO	5.99	1.43	-	1.42	-	1.74	-	1.84	-	1.40	-
3	Carmical, Allen			RL	6.22	1.65	-	1.57	-	1.53	-	1.47	-	2.02	-
4	Arnold, Michael		U	RL	6.44	1.88	-	1.38	-	1.86	-	2.03	-	1.32	-
5	Ironmonger, Brandon		A	RL	6.48	1.56	-	1.81	-	1.85	-	1.55	-	1.56	-
6	Katz, Scott			RRO	6.87	1.75	-	1.99	-	1.79	-	1.73	-	1.60	-
7	Brulc, Aaron		A	RL	7.20	1.75	-	1.74	-	2.12	-	1.77	-	1.94	-
8	Cerzosie, Joe		A	RO	7.26	2.35	-	1.67	-	1.53	-	1.72	-	2.34	-
9	Serafini, Brian		A	RO	7.27	1.95	-	1.87	-	1.88	-	1.68	-	1.84	-
10	Owens, Brett		U	RL	7.35	2.10	-	1.59	-	2.06	-	1.60	-	1.66	3.00
11	Mansfield, Tom			RRO	7.44	2.54	-	2.02	-	2.01	-	1.61	-	1.80	-
12	Avery, Logan		none	RL	7.48	2.23	-	2.21	-	1.83	-	1.75	-	1.69	-
13	Hay, David		A	RO	7.78	1.94	-	2.03	-	1.99	-	2.03	-	1.82	-
14	Barr, At		A	RO	7.85	30.00	-	2.03	-	2.02	-	1.85	-	1.95	-
15	Cerise, Alexis		A	RL	7.91	2.13	-	2.16	-	1.94	-	3.27	-	1.68	-
16	Flannery, Blake		none	RL	7.91	1.72	-	2.17	-	1.85	-	2.22	-	2.17	-
17	Carroll, Kevin		U	RR	8.23	3.37	-	2.24	-	1.95	-	1.97	-	2.07	-
18	Bryant, Carole		U	RO	8.62	2.56	-	1.98	-	2.17	-	24.65	-	1.91	-
19	Mansfield, Thomas		A	RL	8.97	2.21	-	1.98	-	2.18	-	2.90	-	2.60	-
20	Pelfrey, Savanna		A	RRO	8.97	2.85	-	2.37	-	2.23	-	2.15	-	2.22	-
21	Berger, Rolando		A	RO	9.05	2.44	-	1.63	-	2.84	-	15.27	-	2.14	-
22	Crager, David			CL	9.09	2.22	-	2.52	-	2.21	-	2.14	-	2.57	-
23	Eubanks, Rob		A	RL	9.26	2.12	-	16.51	-	2.39	-	2.12	-	2.63	-
24	Estill, Corey		none	CL	9.53	2.69	-	2.73	-	2.61	-	2.15	-	2.08	-
25	Hartley, Julie		A	RL	9.72	2.61	-	3.86	-	2.46	-	2.73	-	1.92	-
26	Fronk, Ryan		A	CL	9.79	3.34	-	2.47	-	2.74	-	2.35	-	2.23	-
27	Green, George			RO	9.90	3.36	-	1.98	-	5.85	-	1.84	-	2.72	-
28	Lawson, Margo		none	RL	10.14	2.34	-	2.33	-	3.10	-	3.68	-	2.37	-
29	Shields, Mike		A	OSR	10.73	3.04	-	2.76	-	3.01	-	2.58	-	2.38	-
30	Barker, Haley		A	RL	10.98	2.93	-	2.67	-	2.61	-	6.60	-	2.77	-
31	King, Zachary		A	RL	11.15	3.60	-	2.38	-	3.07	-	2.69	-	3.01	-
32	Edwards, Rosalee		A	RL	11.55	3.57	-	3.01	-	2.96	-	2.85	-	2.73	-
33	Hall, Byron		A	RO	11.62	1.57	-	1.53	-	1.27	-	7.87	-	7.25	-
34	Fronk, Bob		A	CL	12.12	5.15	-	3.75	-	2.67	-	3.04	-	2.66	-
35	Ironmonger, Hannah		none	RL	12.36	3.49	-	2.58	-	2.41	-	2.71	3.00	3.88	-
36	Ward, Thomas		A	RL	12.53	3.30	-	3.97	-	2.59	-	4.24	-	2.67	-
37	Wiggam, Mark		none	RL	12.78	2.45	-	4.17	-	3.34	-	2.82	-	30.00	-
38	Robinson, Ricky		A	CL	13.33	5.46	-	4.22	-	2.84	-	3.58	-	2.69	-

39	Arnold, Mike		none	CL	13.52	3.48	-	3.28	-	3.21	-	3.55	-	4.23	-
40	Cerise, Tracy		A	CL	13.63	4.58	-	4.30	-	2.39	-	4.26	-	2.68	-
41	Utley, Hardy		A	CL	13.85	2.88	-	3.94	-	4.63	-	2.40	-	4.99	-
42	Lawson, Matt		A	CL	18.05	6.74	-	5.37	-	4.19	-	4.45	-	4.04	-
43	Carmical, Logan		A	RL	18.34	4.46	-	5.10	-	5.44	-	5.83	3.00	3.34	-
44	Decot, Donavon		A	CL	20.86	4.52	-	6.31	-	6.56	-	5.20	-	4.83	-
45	Decot, Stefani		A	RL	28.73	12.47	-	8.39	-	6.96	-	7.30	-	6.08	-
46	Edwards, Lin		C	RRO	31.67	1.91	-	25.71	-	1.90	-	30.00	-	2.15	-
47	(DQ) Burke, Bill		A	RO	0.00	2.89	-	9.44	-	2.45	-	2.25	-	2.17	-
48	(DQ) Matthews, Dale		A	CL	0.00	3.32	-	3.04	-	3.31	3.00	2.85	-	2.84	3.00
49	(DQ) Nash, Tess			RO	0.00	-	-	-	-	-	-	-	-	-	-

Stage 4 – Bullseye Left



Start Position: Facing Down Range with Wrist above Shoulders and Firearm Holstered
***** (RimFire – Pointed at muzzle stick)

Course of Fire: Engage each target with 1 round – End with Stop Plate

Stop Plate : RED Plate

Maximum String Time : 30 Seconds

Penalties: 3 Seconds - Foot Fault, Creeping, Missing a Plate or out of order,
30 Seconds – Missing Stop Plate

*Missed Plates can not be made up after hitting the stop plate

5 – 5” Sticks, 2 -10”, 2 – 12”, 1 – 18” x 24”

BGSL Steel Showdown
12/12/2015

Speed Trap - Combined

Final	Name	Number	Class	Division	Time	String 1		String 2		String 3		String 4		String 5	
						Raw	Pen	Raw	Pen	Raw	Pen	Raw	Pen	Raw	Pen
1	West, Barry		A	RRO	12.10	3.45	-	3.65	-	2.76	-	2.82	-	3.07	-
2	Arnold, Michael		U	RL	12.60	4.01	-	3.02	-	3.34	-	2.87	-	3.37	-
3	Katz, Scott			RRO	13.23	3.39	-	4.32	-	3.34	-	3.26	-	3.24	-
4	Carmical, Allen			RL	13.54	3.40	-	4.91	-	3.66	-	3.31	-	3.17	-
5	Hall, Byron		A	RO	13.84	17.70	-	3.57	-	3.21	-	3.13	-	3.93	-
6	Ironmonger, Brandon		A	RL	14.76	3.28	-	4.19	-	3.59	-	3.70	-	5.17	-
7	Estill, Corey		none	CL	15.40	3.97	-	3.75	-	4.21	-	4.89	-	3.47	-
8	Carroll, Kevin		U	RR	15.47	3.58	-	3.50	-	3.56	-	5.45	-	4.83	-
9	Mansfield, Tom			RRO	15.60	3.81	3.00	3.55	-	3.45	-	3.30	-	5.30	-
10	Hay, David		A	RO	15.83	3.29	-	5.02	-	4.23	-	4.28	-	4.03	-
11	Berger, Rolando		A	RO	16.11	4.68	-	5.82	-	3.80	-	3.67	-	3.96	-
12	Edwards, Lin		C	RRO	16.36	5.71	-	3.50	-	3.80	-	4.18	-	4.88	-
13	Brulc, Aaron		A	RL	16.58	4.73	-	3.92	-	4.67	-	4.59	-	3.40	-
14	Cerzosie, Joe		A	RO	16.66	4.87	-	4.89	-	3.49	-	5.44	-	3.41	-
15	Ironmonger, Hannah		none	RL	16.80	3.66	-	3.60	-	14.77	-	4.03	-	5.51	-
16	Owens, Brett		U	RL	17.47	6.55	-	3.53	-	4.26	-	5.44	-	4.24	-
17	Serafini, Brian		A	RO	17.83	6.75	-	3.99	-	4.69	-	4.69	-	4.46	-
18	Bryant, Carole		U	RO	18.04	5.32	-	4.60	-	3.75	-	5.33	-	4.37	-
19	Avery, Logan		none	RL	18.10	19.49	-	4.46	-	4.43	-	5.49	-	3.72	-
20	Eubanks, Rob		A	RL	18.31	4.49	-	4.21	-	3.89	-	7.27	-	5.72	-
21	Mansfield, Thomas		A	RL	18.61	5.69	-	4.92	-	4.63	-	4.58	-	4.48	-
22	Crager, David			CL	18.87	5.02	-	6.51	-	4.58	-	4.23	-	5.04	-
23	Davis, Ryan		A	RO	18.90	4.64	-	3.08	-	6.27	-	16.04	-	4.91	-
24	Shields, Mike		A	OSR	19.28	5.08	-	4.56	-	6.25	-	5.31	-	4.33	-
25	Flannery, Blake		none	RL	19.58	7.62	-	4.94	-	5.81	-	3.75	-	5.08	-
26	Lawson, Margo		none	RL	20.23	7.11	-	6.88	-	4.23	-	4.82	-	4.30	-
27	Pelfrey, Savanna		A	RRO	21.17	4.64	-	5.65	-	8.24	-	5.25	-	5.63	-
28	Barker, Haley		A	RL	22.69	6.48	-	7.55	-	5.11	-	5.46	-	5.64	-
29	Cerise, Alexis		A	RL	23.65	4.11	-	6.24	-	7.01	-	6.47	3.00	6.29	-
30	Fronk, Bob		A	CL	24.05	4.96	-	5.08	-	12.65	-	5.63	-	8.38	-
31	Wiggam, Mark		none	RL	24.66	7.43	-	6.39	-	5.66	-	7.11	-	5.50	-
32	King, Zachary		A	RL	24.87	6.38	-	8.22	-	5.15	-	9.39	-	5.12	-
33	Cerise, Tracy		A	CL	24.95	8.58	-	9.84	-	5.87	-	5.13	-	5.37	-
34	Green, George			RO	24.96	8.66	-	7.53	-	4.91	-	6.27	-	6.25	-
35	Ward, Thomas		A	RL	26.17	6.51	-	7.86	-	6.33	-	10.52	-	5.47	-
36	Lawson, Matt		A	CL	27.46	7.50	-	6.79	-	9.47	-	5.88	-	7.29	-
37	Arnold, Mike		none	CL	27.78	8.25	-	0.00	30.00	6.95	-	6.17	-	6.41	-
38	Fronk, Ryan		A	CL	28.14	6.43	-	7.79	-	7.02	-	11.06	-	6.90	-
39	Robinson, Ricky		A	CL	29.06	8.09	-	7.37	-	10.59	-	6.94	-	6.66	-

40	Utley, Hardy		A	CL	29.55	8.56	-	7.17	-	8.94	3.00	6.73	-	7.09	-
41	Decot, Donavon		A	CL	29.83	7.23	-	7.33	-	10.87	-	8.38	-	6.89	-
42	Edwards, Rosalee		A	RL	33.87	10.08	3.00	7.77	-	8.88	-	6.93	-	7.29	3.00
43	Hartley, Julie		A	RL	46.62	24.27	-	6.13	-	23.94	-	6.57	-	9.98	-
44	Carmical, Logan		A	RL	54.86	15.09	-	14.79	-	11.95	-	13.66	-	14.46	-
45	Decot, Stefani		A	RL	79.42	18.67	-	18.98	-	18.14	3.00	30.00	-	17.63	3.00
46	Barr, At		A	RO	0.00	-	-	-	-	-	-	-	-	-	-
47	(DQ) Matthews, Dale		A	CL	0.00	6.27	-	7.38	-	6.07	-	5.97	-	5.33	-
48	(DQ) Burke, Bill		A	RO	0.00	-	-	-	-	-	-	-	-	-	-
49	(DQ) Nash, Tess			RO	0.00	-	-	-	-	-	-	-	-	-	-

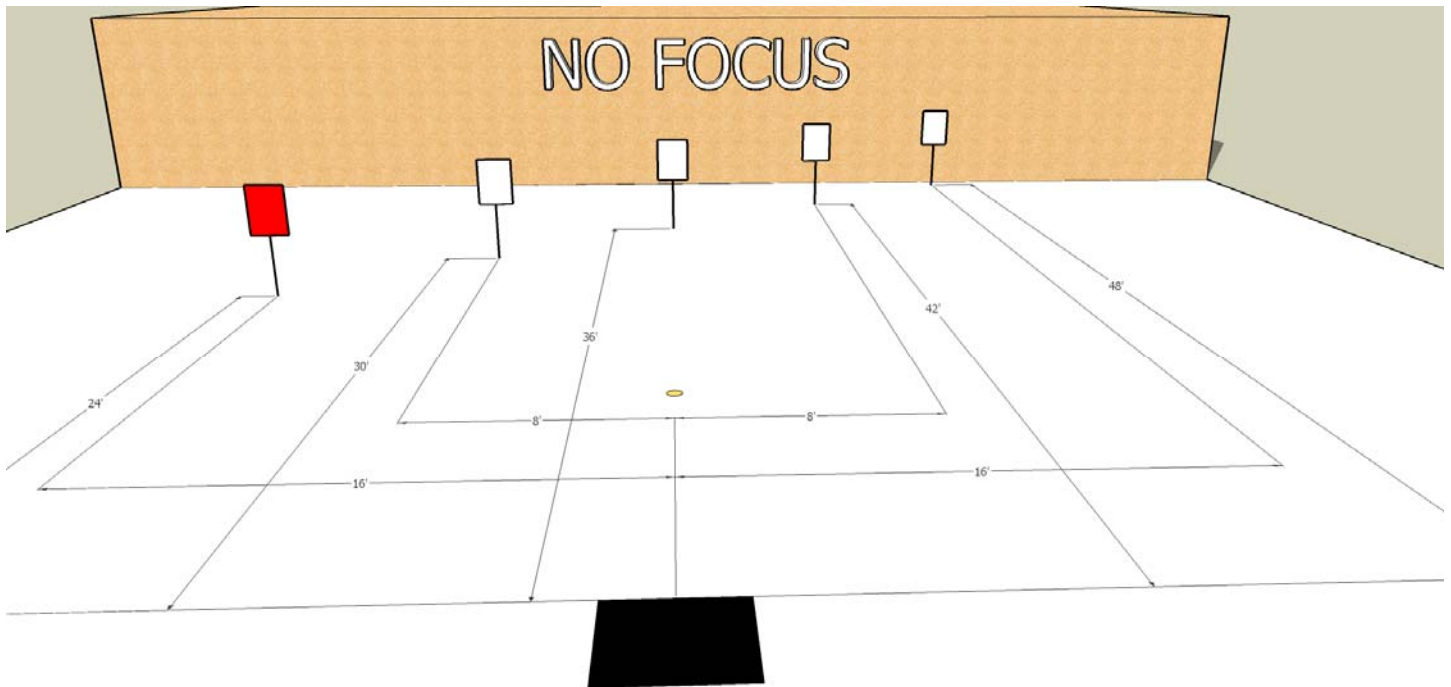
BGSL Steel Showdown
12/12/2015

Im & Out - Combined

Final	Name	Number	Class	Division	Time	String 1		String 2		String 3		String 4		String 5	
						Raw	Pen	Raw	Pen	Raw	Pen	Raw	Pen	Raw	Pen
1	West, Barry		A	RRO	10.66	5.04	-	2.46	-	2.70	-	2.95	-	2.55	-
2	Cerzosie, Joe		A	RO	12.34	3.61	-	3.10	-	3.43	-	2.93	-	2.88	-
3	Davis, Ryan		A	RO	13.43	4.66	-	4.24	-	3.33	-	2.89	-	2.97	-
4	Mansfield, Tom			RRO	14.08	4.17	-	3.64	-	3.22	-	3.56	-	3.66	-
5	Berger, Rolando		A	RO	14.52	4.61	-	3.35	-	30.00	-	3.35	-	3.21	-
6	Ironmonger, Brandon		A	RL	14.59	4.34	-	3.18	-	3.15	-	3.92	-	6.51	-
7	Hall, Byron		A	RO	14.72	3.28	-	3.80	-	3.98	-	10.84	-	3.66	-
8	Arnold, Michael		U	RL	14.80	2.97	-	4.15	-	2.85	-	4.83	-	4.87	-
9	Katz, Scott			RRO	15.36	4.19	-	5.40	-	4.40	-	3.01	-	3.76	-
10	Carroll, Kevin		U	RR	16.09	3.94	-	3.77	-	4.01	-	4.37	-	4.92	-
11	Estill, Corey		none	CL	16.23	4.11	-	5.48	-	3.49	-	3.46	-	5.17	-
12	Avery, Logan		none	RL	16.61	3.39	-	4.82	-	4.64	-	6.02	-	3.76	-
13	Carmical, Allen			RL	16.74	4.03	-	4.71	-	3.26	-	6.47	-	4.74	-
14	Edwards, Lin		C	RRO	17.05	4.08	-	3.68	-	16.89	-	4.74	-	4.55	-
15	Owens, Brett		U	RL	17.15	3.82	-	21.96	-	3.49	-	4.20	-	5.64	-
16	Crager, David			CL	17.45	6.38	-	4.35	-	4.04	-	4.52	-	4.54	-
17	Eubanks, Rob		A	RL	17.57	4.41	-	5.29	-	3.98	-	3.89	-	6.42	-
18	Bryant, Carole		U	RO	17.75	4.02	-	5.93	-	3.91	-	5.25	-	4.57	-
19	Ironmonger, Hannah		none	RL	19.02	4.38	-	4.97	-	4.54	-	5.13	-	12.09	-
20	Serafini, Brian		A	RO	19.20	8.09	-	4.79	-	4.72	-	4.21	-	5.48	-
21	Mansfield, Thomas		A	RL	19.77	5.07	-	6.09	-	6.09	-	3.95	-	4.66	-
22	Cerise, Alexis		A	RL	19.87	6.20	-	5.34	-	4.74	-	4.71	-	5.08	-
23	Pelfrey, Savanna		A	RRO	19.90	7.58	-	5.12	-	4.81	-	4.94	-	5.03	-
24	Hay, David		A	RO	19.94	5.57	-	5.72	-	4.57	-	6.78	-	4.08	-
25	Brulc, Aaron		A	RL	20.66	7.37	-	3.88	-	5.27	-	4.58	-	6.93	-
26	King, Zachary		A	RL	21.92	5.10	-	5.52	-	5.73	-	6.06	-	5.57	-
27	Flannery, Blake		none	RL	22.62	7.13	-	4.59	-	6.47	-	4.43	-	8.09	-
28	Shields, Mike		A	OSR	23.19	5.00	-	4.34	3.00	6.36	-	8.34	-	4.49	-
29	Arnold, Mike		none	CL	23.93	6.64	-	6.12	-	5.74	-	5.43	-	6.93	-
30	Ward, Thomas		A	RL	23.94	5.82	-	8.97	-	5.50	-	7.53	-	5.09	-
31	Wiggam, Mark		none	RL	25.02	5.68	-	6.31	-	6.41	-	6.62	-	8.79	-
32	Barker, Haley		A	RL	25.52	30.00	-	7.70	-	6.48	-	5.32	-	6.02	-
33	Hartley, Julie		A	RL	25.71	8.25	-	7.53	-	5.04	-	4.89	-	8.27	-
34	Decot, Donavon		A	CL	26.01	6.71	-	7.79	-	6.62	-	7.47	-	5.21	-
35	Fronk, Bob		A	CL	28.25	7.93	-	7.21	-	9.12	-	5.09	-	8.02	-
36	Lawson, Margo		none	RL	28.28	9.67	-	8.21	-	6.14	-	4.71	-	9.22	-
37	Edwards, Rosalee		A	RL	28.34	8.29	-	6.63	-	6.70	-	6.72	-	8.62	-
38	Utley, Hardy		A	CL	28.60	8.46	-	12.78	3.00	6.68	-	6.32	-	7.14	-

39	Fronk, Ryan		A	CL	29.24	7.07	-	7.38	-	7.85	-	6.94	-	8.71	-
40	Cerise, Tracy		A	CL	30.24	9.35	-	11.56	-	6.75	-	5.22	-	8.92	-
41	Lawson, Matt		A	CL	31.94	5.82	-	10.04	-	6.42	6.00	9.12	-	6.96	-
42	Green, George			RO	33.52	8.48	-	11.67	-	8.17	-	6.69	-	10.18	-
43	Robinson, Ricky		A	CL	33.97	9.62	-	7.97	-	9.57	3.00	7.64	-	8.74	-
44	Carmical, Logan		A	RL	45.86	12.52	-	14.38	-	18.09	-	10.43	-	8.53	-
45	Decot, Stefani		A	RL	54.65	18.65	-	13.20	-	12.59	-	13.46	-	15.40	-
46	Barr, At		A	RO	0.00	-	-	-	-	-	-	-	-	-	-
47	(DQ) Burke, Bill		A	RO	0.00	6.20	-	5.15	-	4.27	-	4.64	-	8.80	-
48	(DQ) Matthews, Dale		A	CL	0.00	5.41	-	6.14	-	8.22	-	5.16	-	7.20	-
49	(DQ) Nash, Tess			RO	0.00	-	-	-	-	-	-	-	-	-	-

Stage 6 – Pit 3



Start Position: Facing Down Range with Wrist above Shoulders and Firearm Holstered
***** (RimFire – Pointed at muzzle stick)

Course of Fire: Engage each target with 1 round – End with Stop Plate

Stop Plate : RED Plate

Maximum String Time : 30 Seconds

Penalties: 3 Seconds - Foot Fault, Creeping, Missing a Plate or out of order,
30 Seconds – Missing Stop Plate

*Missed Plates can not be made up after hitting the stop plate

5 – 4” Sticks, 5 - 18”x24”

BGSL Steel Showdown
12/12/2015

No Focus - Combined

Final	Name	Number	Class	Division	Time	String 1		String 2		String 3		String 4		String 5	
						Raw	Pen	Raw	Pen	Raw	Pen	Raw	Pen	Raw	Pen
1	Mansfield, Tom			RRO	9.07	1.70	-	2.73	-	2.03	-	5.79	-	2.61	-
2	Davis, Ryan		A	RO	9.10	2.04	-	2.36	-	1.91	-	3.54	-	2.79	-
3	West, Barry		A	RRO	9.27	2.68	-	2.52	-	2.09	-	1.98	-	2.91	-
4	Carmical, Allen			RL	9.99	3.21	-	2.47	-	2.46	-	2.39	-	2.67	-
5	Katz, Scott			RRO	10.05	2.75	-	2.58	-	2.58	-	2.40	-	2.49	-
6	Berger, Rolando		A	RO	10.08	2.92	-	2.88	-	2.43	-	2.53	-	2.24	-
7	Ironmonger, Brandon		A	RL	10.12	2.96	-	4.11	-	2.30	-	2.73	-	2.13	-
8	Brulc, Aaron		A	RL	10.16	2.36	-	2.81	-	2.12	-	2.87	-	3.34	-
9	Carroll, Kevin		U	RR	10.40	2.64	-	2.57	-	2.66	-	2.55	3.00	2.53	-
10	Cerzosie, Joe		A	RO	10.46	2.58	-	2.12	-	2.88	-	2.88	-	3.88	-
11	Mansfield, Thomas		A	RL	11.26	2.46	-	2.41	-	4.74	-	3.17	-	3.22	-
12	Owens, Brett		U	RL	11.32	2.74	-	2.79	-	4.14	-	2.69	-	3.10	-
13	Avery, Logan		none	RL	11.42	4.13	-	2.88	-	2.67	-	2.81	-	3.06	-
14	Estill, Corey		none	CL	11.72	3.01	-	2.88	-	3.18	-	3.09	-	2.74	-
15	Fronk, Bob		A	CL	12.25	3.00	-	2.89	-	3.73	-	2.63	-	7.45	-
16	Shields, Mike		A	OSR	12.39	4.48	-	2.97	-	2.78	-	2.99	-	3.65	-
17	Bryant, Carole		U	RO	12.48	3.19	-	3.24	-	2.99	-	3.23	3.00	3.06	-
18	Flannery, Blake		none	RL	12.62	3.29	-	3.20	-	3.05	-	3.92	-	3.08	-
19	Edwards, Lin		C	RRO	12.68	2.90	-	3.35	-	4.18	-	3.54	-	2.89	-
20	Eubanks, Rob		A	RL	12.89	3.58	-	3.30	-	4.20	-	3.32	-	2.69	-
21	Arnold, Michael		U	RL	13.07	2.86	-	4.76	-	3.42	-	12.94	-	2.03	-
22	Hay, David		A	RO	13.27	2.66	-	3.68	-	4.19	-	2.81	-	4.12	-
23	Pelfrey, Savanna		A	RRO	13.34	3.46	-	3.01	-	3.72	-	3.43	-	3.44	-
24	Crager, David			CL	13.75	2.80	-	4.38	-	2.81	-	4.29	-	3.85	-
25	Hall, Byron		A	RO	13.90	3.48	-	3.05	3.00	2.25	-	2.12	-	13.08	-
26	Utley, Hardy		A	CL	14.20	4.19	-	3.71	-	3.23	-	3.72	-	3.54	-
27	Ironmonger, Hannah		none	RL	14.21	3.89	-	3.68	-	4.12	-	3.33	-	3.31	-
28	Green, George			RO	14.68	3.39	-	2.89	-	2.92	-	6.40	-	5.48	-
29	King, Zachary		A	RL	15.02	3.87	-	4.10	-	4.04	-	3.61	-	3.50	-
30	Barker, Haley		A	RL	15.50	3.35	-	5.65	-	4.02	-	3.58	-	4.55	-
31	Decot, Donavon		A	CL	15.54	3.96	-	3.68	-	6.11	-	3.70	-	4.20	-
32	Hartley, Julie		A	RL	15.74	4.81	-	4.16	-	3.10	-	4.06	-	4.42	-
33	Lawson, Margo		none	RL	16.16	3.38	-	3.10	-	19.41	-	5.53	-	4.15	-
34	Cerise, Alexis		A	RL	16.74	4.67	-	3.46	-	4.27	-	4.34	-	5.73	-
35	Serafini, Brian		A	RO	17.15	6.37	-	16.50	-	3.91	-	3.33	-	3.54	-
36	Wiggam, Mark		none	RL	17.27	4.54	-	4.15	-	5.20	-	3.69	-	4.89	-
37	Lawson, Matt		A	CL	18.54	4.17	-	5.79	-	4.50	-	4.76	-	5.11	-
38	Fronk, Ryan		A	CL	18.68	3.95	-	5.03	-	5.92	-	3.78	-	6.69	-

39	Cerise, Tracy		A	CL	19.92	4.94	-	4.89	-	6.47	-	4.02	-	6.07	-
40	Arnold, Mike		none	CL	20.14	5.44	-	6.17	-	4.55	-	4.90	-	5.25	-
41	Robinson, Ricky		A	CL	21.16	5.45	-	5.37	-	5.06	-	6.07	-	5.28	-
42	Ward, Thomas		A	RL	21.79	3.15	-	30.00	-	8.03	-	3.38	-	7.23	-
43	Edwards, Rosalee		A	RL	25.52	6.97	-	5.08	3.00	5.51	-	4.96	-	30.00	-
44	Carmical, Logan		A	RL	25.79	6.38	-	6.97	-	5.58	-	11.13	-	6.86	-
45	Decot, Stefani		A	RL	38.53	12.22	-	8.40	-	10.46	-	8.43	-	11.24	-
46	Barr, At		A	RO	0.00	-	-	-	-	-	-	-	-	-	-
47	(DQ) Burke, Bill		A	RO	0.00	4.06	-	3.81	3.00	4.39	-	4.46	-	3.82	-
48	(DQ) Matthews, Dale		A	CL	0.00	4.13	-	3.97	-	5.21	-	4.10	-	4.94	-
49	(DQ) Nash, Tess			RO	0.00	-	-	-	-	-	-	-	-	-	-