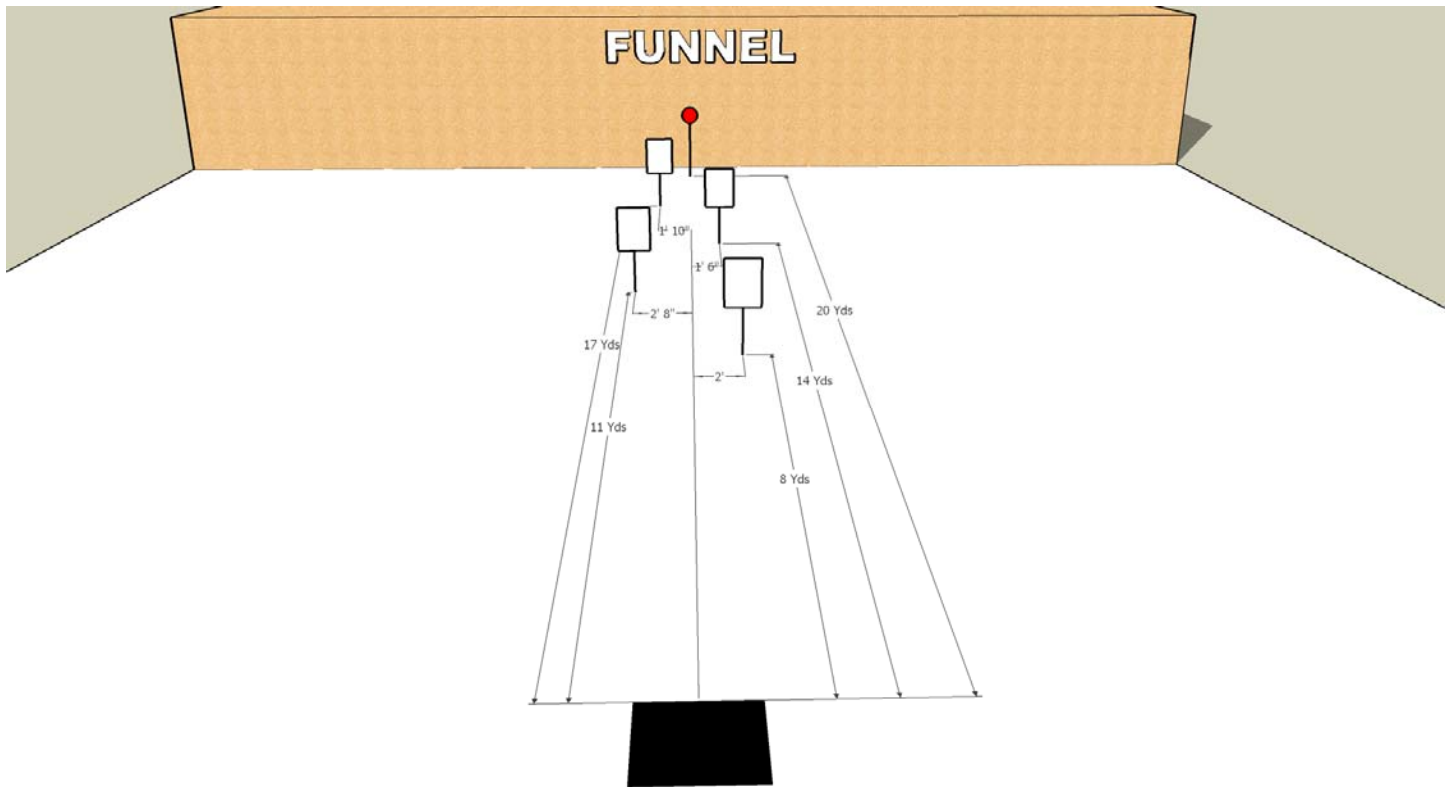


Stage 1 - Bay 1



Start Position: Facing Down Range with Wrist above Shoulders and Firearm Holstered
***** (RimFire – Pointed at muzzle stick)

Course of Fire: Engage each target with 1 round – End with Stop Plate

Stop Plate : RED Plate


Maximum String Time : 30 Seconds

Penalties: 3 Seconds - Foot Fault, Creeping, Missing a Plate or out of order,
30 Seconds – Missing Stop Plate

*Missed Plates can not be made up after hitting the stop plate

4- 18" x 24" Plate, 1 – 12" Plate

Stage 2 – Bay 2



Start Position: Facing Down Range with Wrist above Shoulders and Firearm Holstered
***** (RimFire – Pointed at muzzle stick)

Course of Fire: Engage each target with 1 round – End with Stop Plate

Stop Plate : RED Plate

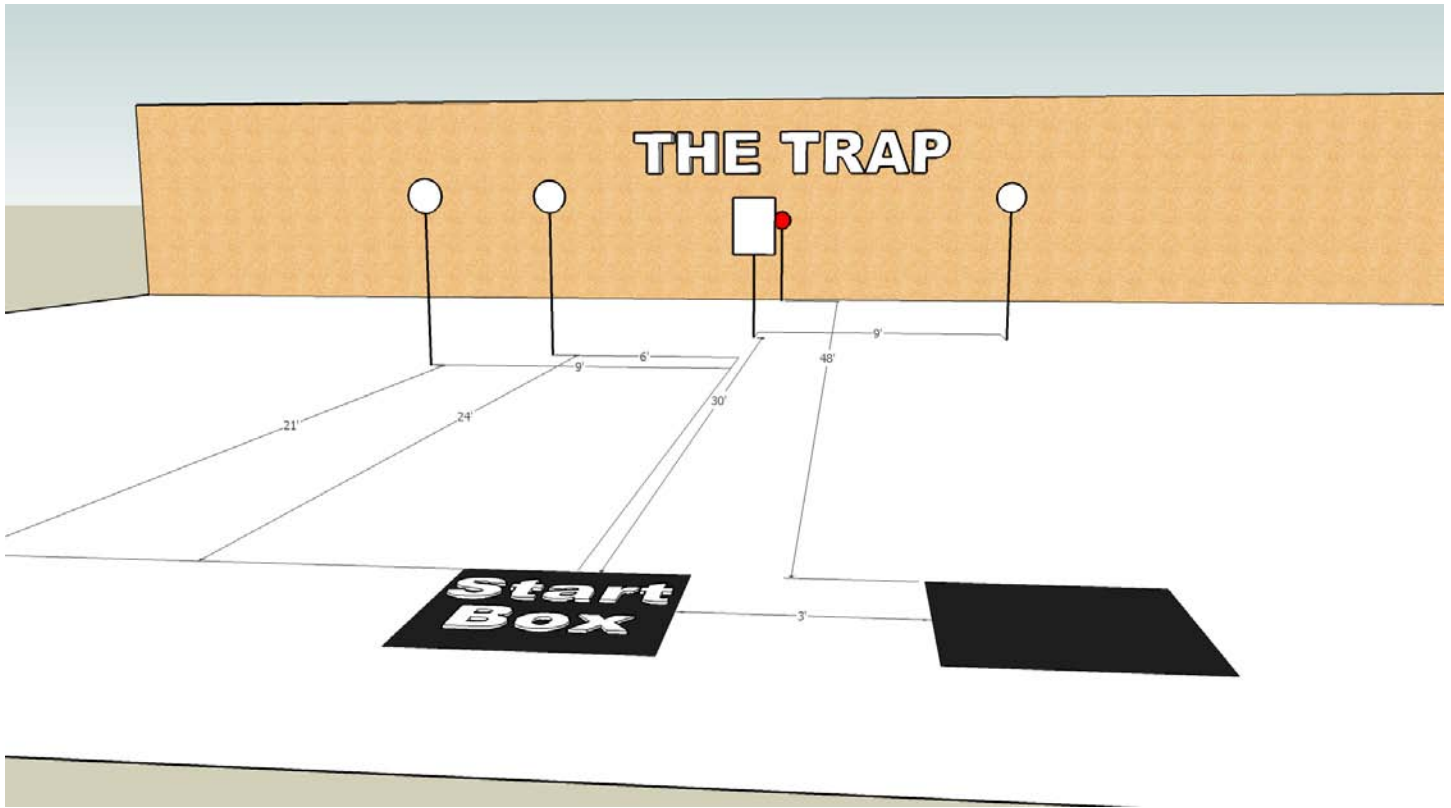
Maximum String Time : 30 Seconds

Penalties: 3 Seconds - Foot Fault, Creeping, Missing a Plate or out of order,
30 Seconds – Missing Stop Plate

*Missed Plates can not be made up after hitting the stop plate

Sticks 1-2', 1-3.5', 2-4', 1-5'
Plates 1-10", 2-12", 2-18"x24"
Box - 1

Stage 3



Start Position: Facing Down Range with Wrist above Shoulders and Firearm Holstered
***** (RimFire – Pointed at muzzle stick)

Course of Fire: Engage Primary Plates from Start Box move to Second Box and engage the Stop Plate

Stop Plate : RED Plate

Maximum String Time : 30 Seconds

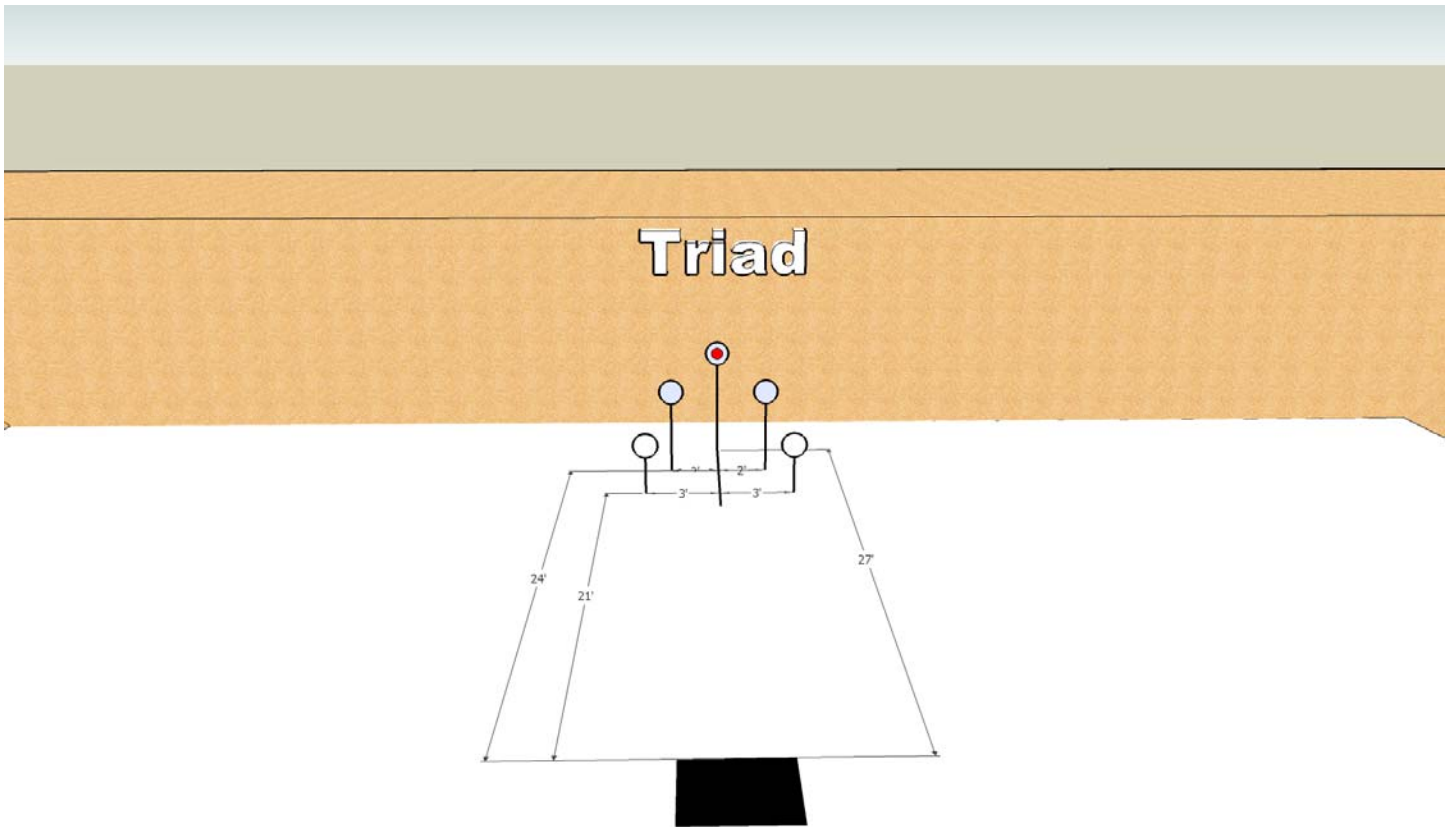
Penalties: 3 Seconds - Foot Fault, Creeping, Missing a Plate or out of order,
30 Seconds – Missing Stop Plate

*Missed Plates can not be made up after hitting the stop plate

* In the Box is - Nothing touching outside the box

Equipment Required: 1 - 10", 3 - 12", 1- 18" x 24", 2 – Shooting Boxes

Stage 4 – Bay 4



Start Position: Facing Down Range with Wrist above Shoulders and Firearm Holstered
***** (RimFire – Pointed at muzzle stick)

Course of Fire: Engage each target with 1 round - End with Stop Plate

Stop Plate : RED Plate

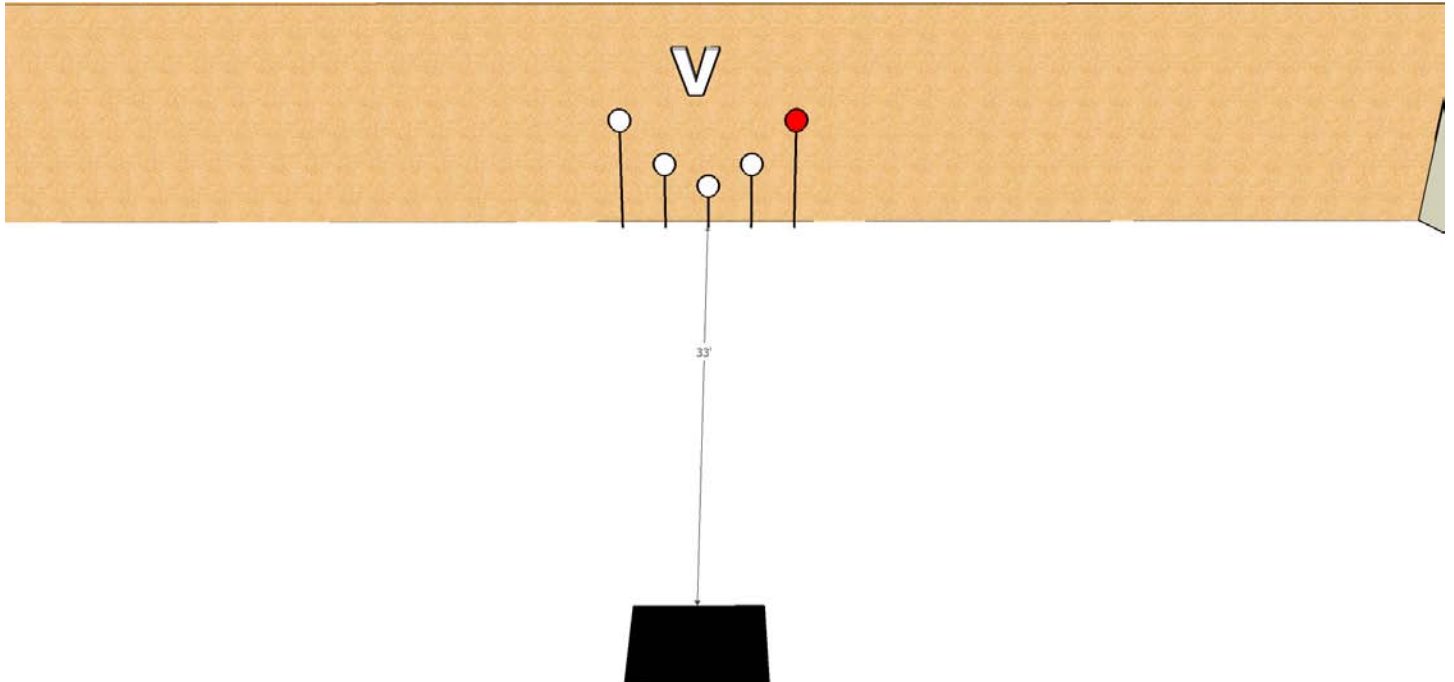
Maximum String Time : 30 Seconds

Penalties: 3 Seconds - Foot Fault, Creeping, Missing a Plate or out of order,
30 Seconds – Missing Stop Plate

*Missed Plates can not be made up after hitting the stop plate

5- 10" Plates, Shooting Box – 1 ***Lumber 1-5', 2- 4', 2- 3'

Stage 4 - Bay 4



Start Position: Facing Down Range with Wrist above Shoulders and Firearm Holstered
***** (RimFire – Pointed at muzzle stick)

Course of Fire: Engage each target with 1 round – End with Stop Plate

Stop Plate : RED Plate

Maximum String Time : 30 Seconds

Penalties: 3 Seconds - Foot Fault, Creeping, Missing a Plate or out of order,
30 Seconds – Missing Stop Plate

*Missed Plates can not be made up after hitting the stop plate

5 Target Stands / 1- Shooting Box
5 - 10" Plates
1 – 2' (2x4), 2 – 3' (2x4), 2 – 5' (2x4)