

BGSL SteelShowdown

7/9/2016

Match Results (by time)

Final	Name	Number	Class	Division	Time	Stage 1 (Speed option(INV))	Stage 2 (Angel Wings)	Stage 3 (Zipper)	Stage 4 (Quick N Dead)	Stage 5 (Star)
1	West, Barry		A	RFRO	44.81	10.96	6.62	9.60	9.45	8.18
2	Katz, Scott		U	RFRO	51.12	12.20	8.73	10.57	9.38	10.24
3	DeGrant, Ken		U	RFPI	55.64	13.03	7.67	13.28	10.35	11.31
4	Carroll, Kevin		U	RFRO	59.53	18.64	8.04	10.24	10.63	11.98
5	Brulc, Aaron		A	RFRO	62.74	16.45	11.92	14.43	8.18	11.76
6	Serafini, Brian		X	RFPO	66.44	13.49	10.00	17.97	12.80	12.18
7	Owens, Brett		U	RFRO	67.84	16.11	9.33	16.09	12.66	13.65
8	Wesbrock, Ryker		A	RFRO	75.09	19.01	15.02	12.11	13.94	15.01
9	Brewer, Amanda		A	RFRO	78.12	21.45	11.43	16.21	15.01	14.02
10	Bryant, Carole		U	RFPO	78.43	14.93	13.59	20.44	14.11	15.36
11	Bowman, Todd		A	RFPI	79.10	16.91	9.15	20.90	18.55	13.59
12	Barr, A.t.			RFRO	83.23	17.60	18.03	21.26	13.46	12.88
13	Back, Daniel		A	RFPO	84.13	20.30	13.34	19.72	18.21	12.56
14	Cook, Frank		U	LTD	86.36	20.80	12.71	19.74	16.72	16.39
15	Brandenburg, Casey		none	LTD	89.69	19.97	11.08	28.49	16.22	13.93
16	Owens, Shaun		U	RFRO	90.63	20.53	12.47	21.47	20.37	15.79
17	Davidson, Brad		A	LTD	92.30	21.83	13.66	20.11	19.69	17.01
18	Barr, Barbara		A	RFRO	92.34	18.66	14.61	22.95	21.54	14.58
19	Logan, Matt		A	LTD	93.99	21.87	14.35	25.16	16.72	15.89
20	Massie, Kevin		U	RFPI	96.33	21.75	13.87	21.70	20.22	18.79
21	Brandenburg, Brian		none	LTD	97.40	19.14	13.46	24.12	24.50	16.18
22	Thompson, Rufus		none	RFPI	98.34	21.84	15.99	22.38	19.72	18.41
23	Liau, James		A	LTD	100.74	23.35	15.99	21.99	19.00	20.41
24	Utley, Hardy		A	LTD	101.35	25.98	15.05	24.78	19.31	16.23
25	Richardson, Jessie		A	LTD	102.90	24.94	15.78	30.20	16.68	15.30
26	Back, Russell		A	RFPI	103.53	19.08	17.46	18.63	31.07	17.29
27	Decot, Miles		A	RFRO	104.22	19.98	28.09	17.53	17.71	20.91
28	Tillman, Trinity		A	LTD	105.97	23.98	17.01	22.17	21.82	20.99
29	Fronk, Bob		U	LTD	106.55	24.78	18.61	21.09	22.64	19.43
30	Hyde, Bob		none	RFPI	111.01	25.45	19.24	24.32	23.61	18.39
31	Decot, Donavon		U	LTD	114.42	23.76	16.98	31.95	22.71	19.02
32	Hyde, Dennis		none	ISR	116.65	30.87	18.34	25.64	18.62	23.18
33	Lawless, Brad		A	RFRO	116.81	27.42	22.14	23.01	18.23	26.01
34	Kriegler, Hillary		A	LTD	121.14	25.30	20.09	30.81	22.32	22.62
35	Adams, Matt		A	LTD	124.09	25.30	22.50	30.43	22.18	23.68
36	Dowell, Bryan		A	LTD	126.49	29.50	18.29	24.64	28.87	25.19
37	Lurton, Jim		A	LTD	145.88	35.25	17.82	46.94	24.64	21.23
38	Kennedy, Phillip		A	LTD	151.45	27.14	28.55	41.38	28.50	25.88
39	Kriegler, Sam		A	LTD	176.62	38.84	30.10	60.78	23.03	23.87
40	Sullivan, Suzanne		U	LTD	180.59	43.38	26.44	51.85	31.62	27.30
41	Wiggam, Mark		U	LTD	184.37	56.44	24.65	36.99	38.97	27.32
42	Decot, Stefani		U	RFPI	187.17	53.57	23.75	39.84	38.62	31.39
43	Logan, Ian		A	RFPI	224.03	64.45	29.87	58.74	41.50	29.47

BGSL SteelShowdown
7/9/2016
Match Results (division by time)

ISR Iron Sight Revolver

Final	Name	Number	Class	Division	Time	Stage 1 (Speed option(INV))	Stage 2 (Angel Wings)	Stage 3 (Zipper)	Stage 4 (Quick N Dead)	Stage 5 (Star)
1	Hyde, Dennis		none	ISR	116.65	30.87	18.34	25.64	18.62	23.18

LTD Limited

Final	Name	Number	Class	Division	Time	Stage 1 (Speed option(INV))	Stage 2 (Angel Wings)	Stage 3 (Zipper)	Stage 4 (Quick N Dead)	Stage 5 (Star)
1	Cook, Frank		U	LTD	86.36	20.80	12.71	19.74	16.72	16.39
2	Brandenburg, Casey		none	LTD	89.69	19.97	11.08	28.49	16.22	13.93
3	Davidson, Brad		A	LTD	92.30	21.83	13.66	20.11	19.69	17.01
4	Logan, Matt		A	LTD	93.99	21.87	14.35	25.16	16.72	15.89
5	Brandenburg, Brian		none	LTD	97.40	19.14	13.46	24.12	24.50	16.18
6	Liau, James		A	LTD	100.74	23.35	15.99	21.99	19.00	20.41
7	Utley, Hardy		A	LTD	101.35	25.98	15.05	24.78	19.31	16.23
8	Richardson, Jessie		A	LTD	102.90	24.94	15.78	30.20	16.68	15.30
9	Tillman, Trinity		A	LTD	105.97	23.98	17.01	22.17	21.82	20.99
10	Fronk, Bob		U	LTD	106.55	24.78	18.61	21.09	22.64	19.43
11	Decot, Donavon		U	LTD	114.42	23.76	16.98	31.95	22.71	19.02
12	Kriegler, Hillary		A	LTD	121.14	25.30	20.09	30.81	22.32	22.62
13	Adams, Matt		A	LTD	124.09	25.30	22.50	30.43	22.18	23.68
14	Dowell, Bryan		A	LTD	126.49	29.50	18.29	24.64	28.87	25.19
15	Lurton, Jim		A	LTD	145.88	35.25	17.82	46.94	24.64	21.23
16	Kennedy, Phillip		A	LTD	151.45	27.14	28.55	41.38	28.50	25.88
17	Kriegler, Sam		A	LTD	176.62	38.84	30.10	60.78	23.03	23.87
18	Sullivan, Suzanne		U	LTD	180.59	43.38	26.44	51.85	31.62	27.30
19	Wiggam, Mark		U	LTD	184.37	56.44	24.65	36.99	38.97	27.32

RFPI RimFire Pistol Iron Sights

Final	Name	Number	Class	Division	Time	Stage 1 (Speed option(INV))	Stage 2 (Angel Wings)	Stage 3 (Zipper)	Stage 4 (Quick N Dead)	Stage 5 (Star)
1	DeGrant, Ken		U	RFPI	55.64	13.03	7.67	13.28	10.35	11.31
2	Bowman, Todd		A	RFPI	79.10	16.91	9.15	20.90	18.55	13.59
3	Massie, Kevin		U	RFPI	96.33	21.75	13.87	21.70	20.22	18.79
4	Thompson, Rufus		none	RFPI	98.34	21.84	15.99	22.38	19.72	18.41
5	Back, Russell		A	RFPI	103.53	19.08	17.46	18.63	31.07	17.29
6	Hyde, Bob		none	RFPI	111.01	25.45	19.24	24.32	23.61	18.39
7	Decot, Stefani		U	RFPI	187.17	53.57	23.75	39.84	38.62	31.39
8	Logan, Ian		A	RFPI	224.03	64.45	29.87	58.74	41.50	29.47

RFPO **RimFire Pistol Optic Sight**

Final	Name	Number	Class	Division	Time	Stage 1 (Speed option(INV))	Stage 2 (Angel Wings)	Stage 3 (Zipper)	Stage 4 (Quick N Dead)	Stage 5 (Star)
1	Serafini, Brian		X	RFPO	66.44	13.49	10.00	17.97	12.80	12.18
2	Bryant, Carole		U	RFPO	78.43	14.93	13.59	20.44	14.11	15.36
3	Back, Daniel		A	RFPO	84.13	20.30	13.34	19.72	18.21	12.56

RFRO **RimFire Rifle Optic**

Final	Name	Number	Class	Division	Time	Stage 1 (Speed option(INV))	Stage 2 (Angel Wings)	Stage 3 (Zipper)	Stage 4 (Quick N Dead)	Stage 5 (Star)
1	West, Barry		A	RFRO	44.81	10.96	6.62	9.60	9.45	8.18
2	Katz, Scott		U	RFRO	51.12	12.20	8.73	10.57	9.38	10.24
3	Carroll, Kevin		U	RFRO	59.53	18.64	8.04	10.24	10.63	11.98
4	Brulc, Aaron		A	RFRO	62.74	16.45	11.92	14.43	8.18	11.76
5	Owens, Brett		U	RFRO	67.84	16.11	9.33	16.09	12.66	13.65
6	Wesbrock, Ryker		A	RFRO	75.09	19.01	15.02	12.11	13.94	15.01
7	Brewer, Amanda		A	RFRO	78.12	21.45	11.43	16.21	15.01	14.02
8	Barr, A.t.			RFRO	83.23	17.60	18.03	21.26	13.46	12.88
9	Owens, Shaun		U	RFRO	90.63	20.53	12.47	21.47	20.37	15.79
10	Barr, Barbara		A	RFRO	92.34	18.66	14.61	22.95	21.54	14.58
11	Decot, Miles		A	RFRO	104.22	19.98	28.09	17.53	17.71	20.91
12	Lawless, Brad		A	RFRO	116.81	27.42	22.14	23.01	18.23	26.01

BGSL SteelShowdown
7/9/2016
Match Results (by category)

Lady

Match			Final	Stage 1				Stage 2				Stage 3				Stage 4				Stage 5			
Finish	Name	Division	Time	Raw	P	Fin	Rank	Raw	P	Fin	Rank	Raw	P	Fin	Rank	Raw	P	Fin	Rank	Raw	P	Fin	Rank
1	Brewer, Amanda	RFRO	78.12	30.95	0.00	21.45	3	14.53	0.00	11.43	1	21.12	0.00	16.21	1	19.78	0.00	15.01	2	18.60	0.00	14.02	1
1	Bryant, Carole	RFPO	78.43	19.06	0.00	14.93	1	16.21	0.00	13.59	2	26.66	0.00	20.44	2	18.17	0.00	14.11	1	36.06	0.00	15.36	3
1	Barr, Barbara	RFRO	92.34	38.73	0.00	18.66	2	44.61	0.00	14.61	3	29.82	0.00	22.95	3	48.54	0.00	21.54	3	18.74	0.00	14.58	2
1	Kriegler, Hillary	LTD	121.14	34.15	0.00	25.30	4	27.03	0.00	20.09	4	40.04	0.00	30.81	4	32.12	0.00	22.32	4	29.71	0.00	22.62	4
1	Sullivan, Suzanne	LTD	180.59	55.76	0.00	43.38	5	49.76	0.00	26.44	6	71.96	0.00	51.85	6	50.43	0.00	31.62	5	36.68	0.00	27.30	5
1	Decot, Stefani	RFPI	187.17	131.57	0.00	53.57	6	32.80	0.00	23.75	5	59.12	0.00	39.84	5	46.11	0.00	38.62	6	42.31	0.00	31.39	6

Junior

Match			Final	Stage 1				Stage 2				Stage 3				Stage 4				Stage 5			
Finish	Name	Division	Time	Raw	P	Fin	Rank	Raw	P	Fin	Rank	Raw	P	Fin	Rank	Raw	P	Fin	Rank	Raw	P	Fin	Rank
1	Brandenburg, Casey	LTD	89.69	27.57	0.00	19.97	1	14.91	0.00	11.08	1	46.96	0.00	28.49	1	21.10	0.00	16.22	1	21.93	0.00	13.93	1
1	Decot, Stefani	RFPI	187.17	131.57	0.00	53.57	2	32.80	0.00	23.75	2	59.12	0.00	39.84	2	46.11	0.00	38.62	2	42.31	0.00	31.39	3
1	Logan, Ian	RFPI	224.03	94.45	0.00	64.45	3	59.87	0.00	29.87	3	88.74	0.00	58.74	3	59.07	0.00	41.50	3	42.31	0.00	29.47	2

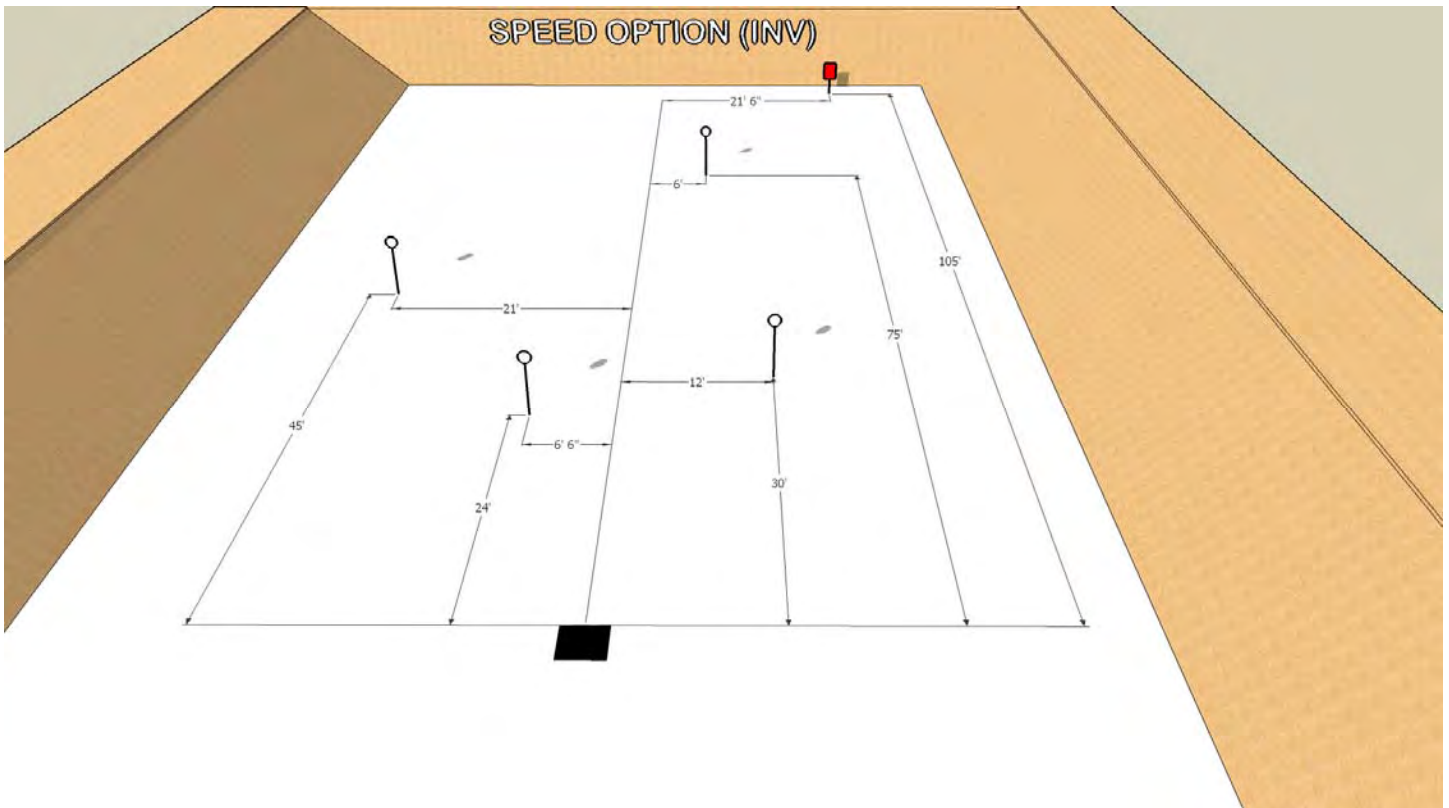
Super Senior

Match			Final	Stage 1				Stage 2				Stage 3				Stage 4				Stage 5			
Finish	Name	Division	Time	Raw	P	Fin	Rank	Raw	P	Fin	Rank	Raw	P	Fin	Rank	Raw	P	Fin	Rank	Raw	P	Fin	Rank
1	Barr, A.t.	RFRO	83.23	23.12	0.00	17.60	1	26.91	0.00	18.03	1	27.71	0.00	21.26	1	17.64	0.00	13.46	1	17.16	0.00	12.88	1
1	Kriegler, Sam	LTD	176.62	52.50	0.00	38.84	2	36.72	0.00	30.10	2	73.84	0.00	60.78	2	29.09	0.00	23.03	2	32.93	0.00	23.87	2

Senior

Match			Final	Stage 1				Stage 2				Stage 3				Stage 4				Stage 5			
Finish	Name	Division	Time	Raw	P	Fin	Rank	Raw	P	Fin	Rank	Raw	P	Fin	Rank	Raw	P	Fin	Rank	Raw	P	Fin	Rank
1	Cook, Frank	LTD	86.36	28.51	0.00	20.80	1	16.12	0.00	12.71	1	27.16	0.00	19.74	1	21.98	0.00	16.72	1	21.71	0.00	16.39	1
1	Thompson, Rufus	RFPI	98.34	28.68	0.00	21.84	2	20.31	0.00	15.99	2	30.50	0.00	22.38	2	25.21	0.00	19.72	2	23.95	0.00	18.41	2

Stage 1 – Bay 1



Start Position: Facing Down Range with Wrist above Shoulders and Firearm Holstered
***** (RimFire – Pointed at muzzle stick)

Course of Fire: Engage each target with 1 round – End with Stop Plate

Stop Plate : RED Plate

Maximum String Time : 30 Seconds

Penalties: 3 Seconds - Foot Fault, Creeping, Missing a Plate or out of order,
30 Seconds – Missing Stop Plate

*Missed Plates can not be made up after hitting the stop plate

Sticks 1-4', 4-5'
Plates 4-12", 1-18"x24"
Box - 1


BGSL SteelShowdown
7/9/2016

Speed option(INV) - Combined

Final	Name	Number	Class	Division	Time	String 1		String 2		String 3		String 4		String 5	
						Raw	Pen	Raw	Pen	Raw	Pen	Raw	Pen	Raw	Pen
1	West, Barry		A	RFRO	10.96	2.85	-	2.68	-	2.90	-	2.90	-	2.53	-
2	Katz, Scott		U	RFRO	12.20	3.69	-	3.01	-	2.80	-	3.94	-	2.70	-
3	DeGrant, Ken		U	RFPI	13.03	3.37	-	3.46	-	3.12	-	3.08	-	4.51	-
4	Serafini, Brian		X	RFPO	13.49	4.57	-	3.27	-	3.79	-	3.45	-	2.98	-
5	Bryant, Carole		U	RFPO	14.93	4.13	-	4.06	-	3.55	-	3.75	-	3.57	-
6	Owens, Brett		U	RFRO	16.11	5.35	-	3.83	-	4.76	-	3.91	-	3.61	-
7	Brulc, Aaron		A	RFRO	16.45	3.43	-	4.69	-	3.71	-	4.62	-	7.04	-
8	Bowman, Todd		A	RFPI	16.91	4.55	-	3.40	-	4.44	-	4.79	-	4.52	-
9	Barr, A.t.			RFRO	17.60	5.52	-	4.33	-	4.77	-	4.31	-	4.19	-
10	Carroll, Kevin		U	RFRO	18.64	4.75	-	6.29	-	3.78	-	30.00	-	3.82	-
11	Barr, Barbara		A	RFRO	18.66	4.67	-	4.01	-	4.14	-	5.84	-	20.07	-
12	Wesbrock, Ryker		A	RFRO	19.01	5.07	-	4.88	-	4.23	-	5.03	-	4.87	-
13	Back, Russell		A	RFPI	19.08	4.93	-	4.80	-	5.80	-	4.81	-	4.54	-
14	Brandenburg, Brian		none	LTD	19.14	6.42	-	5.94	-	4.49	-	4.17	-	4.54	-
15	Brandenburg, Casey		none	LTD	19.97	3.51	-	3.90	-	7.60	-	6.10	-	6.46	-
16	Decot, Miles		A	RFRO	19.98	5.14	-	6.06	-	5.34	-	3.44	-	6.98	-
17	Back, Daniel		A	RFPO	20.30	4.52	-	10.19	-	6.48	-	5.24	-	4.06	-
18	Owens, Shaun		U	RFRO	20.53	7.29	-	6.53	-	4.95	-	4.48	-	4.57	-
19	Cook, Frank		U	LTD	20.80	7.71	-	5.34	-	5.60	-	5.38	-	4.48	-
20	Brewer, Amanda		A	RFRO	21.45	4.84	-	9.50	-	7.64	-	4.05	-	4.92	-
21	Massie, Kevin		U	RFPI	21.75	6.01	-	4.96	-	5.06	-	6.17	-	5.72	-
22	Davidson, Brad		A	LTD	21.83	5.59	-	5.62	-	5.07	-	5.55	-	6.88	-
23	Thompson, Rufus		none	RFPI	21.84	6.84	-	5.63	-	5.61	-	5.07	-	5.53	-
24	Logan, Matt		A	LTD	21.87	5.55	-	5.17	-	5.23	-	5.92	-	5.92	-
25	Liau, James		A	LTD	23.35	12.14	-	6.52	-	5.48	-	6.29	-	5.06	-
26	Decot, Donavon		U	LTD	23.76	6.61	-	7.90	-	5.83	-	6.67	-	4.65	-
27	Tillman, Trinity		A	LTD	23.98	6.95	-	6.25	-	8.89	-	5.34	-	5.44	-
28	Fronk, Bob		U	LTD	24.78	6.86	-	6.43	-	6.11	-	6.79	-	5.45	-
29	Richardson, Jessie		A	LTD	24.94	5.10	-	5.80	-	8.37	-	6.47	-	7.57	-
30	Adams, Matt		A	LTD	25.30	8.59	-	7.11	-	7.35	-	6.47	-	4.37	-
31	Kriegler, Hillary		A	LTD	25.30	7.23	-	6.54	-	6.26	-	5.27	-	8.85	-
32	Hyde, Bob		none	RFPI	25.45	5.53	-	7.21	-	7.82	-	5.74	-	6.97	-
33	Utley, Hardy		A	LTD	25.98	5.67	-	4.41	-	8.12	-	7.78	-	12.25	-
34	Kennedy, Phillip		A	LTD	27.14	6.79	-	5.14	-	7.37	-	10.84	-	7.84	-
35	Lawless, Brad		A	RFRO	27.42	17.00	-	7.37	-	6.53	-	6.82	-	6.70	-
36	Dowell, Bryan		A	LTD	29.50	11.59	-	6.30	-	8.28	-	6.96	-	7.96	-
37	Hyde, Dennis		none	ISR	30.87	7.89	-	7.91	-	8.78	-	9.43	-	6.29	-
38	Lurton, Jim		A	LTD	35.25	10.22	-	9.14	-	8.79	-	10.79	-	7.10	-

39	Kriegler, Sam		A	LTD	38.84	11.73	-	10.61	-	9.04	-	7.46	-	13.66	-
40	Sullivan, Suzanne		U	LTD	43.38	14.76	-	7.65	-	12.38	3.00	12.09	-	8.88	-
41	Decot, Stefani		U	RFPI	53.57	78.00	-	8.16	-	13.07	-	22.40	-	9.94	-
42	Wiggam, Mark		U	LTD	56.44	24.01	-	9.32	-	13.61	-	9.50	-	9.76	30.00
43	Logan, Ian		A	RFPI	64.45	10.35	-	14.47	-	30.00	-	30.00	-	9.63	-

Stage 2 – Bay 2



Start Position: Facing Down Range with Wrist above Shoulders and Firearm Holstered
***** (RimFire – Pointed at muzzle stick)

Course of Fire: Engage each target with 1 round – End with Stop Plate

Stop Plate : RED Plate

Maximum String Time : 30 Seconds

Penalties: 3 Seconds - Foot Fault, Creeping, Missing a Plate or out of order,
30 Seconds – Missing Stop Plate

*Missed Plates can not be made up after hitting the stop plate

Sticks 1-2', 1-3.5', 2-4', 1-5'
Plates 1-10", 2-12", 2-18"x24"
Box - 1

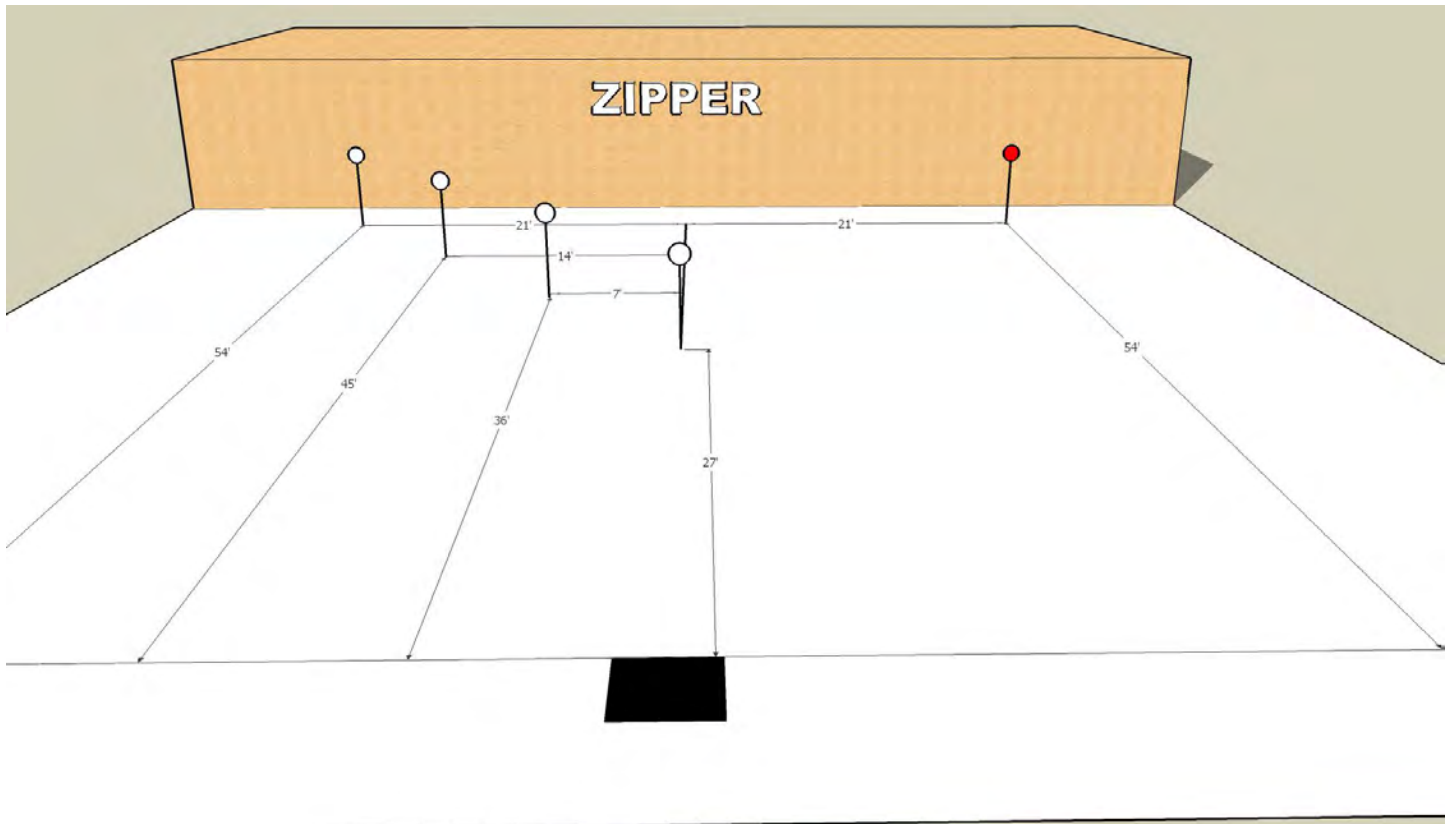
BGSL SteelShowdown
7/9/2016

Angel Wings - Combined

Final	Name	Number	Class	Division	Time	String 1		String 2		String 3		String 4		String 5	
						Raw	Pen	Raw	Pen	Raw	Pen	Raw	Pen	Raw	Pen
1	West, Barry		A	RFRO	6.62	1.70	-	1.68	-	1.69	-	1.55	-	3.29	-
2	DeGrant, Ken		U	RFPI	7.67	2.09	-	1.77	-	1.89	-	1.92	-	2.63	-
3	Carroll, Kevin		U	RFRO	8.04	1.89	-	2.46	-	2.27	-	1.95	-	1.93	-
4	Katz, Scott		U	RFRO	8.73	2.94	-	1.99	-	2.27	-	2.28	-	2.19	-
5	Bowman, Todd		A	RFPI	9.15	2.78	-	13.53	-	2.36	-	1.84	-	2.17	-
6	Owens, Brett		U	RFRO	9.33	2.76	-	2.17	-	2.31	-	2.33	-	2.52	-
7	Serafini, Brian		X	RFPO	10.00	2.68	-	2.94	-	4.49	-	2.19	-	2.19	-
8	Brandenburg, Casey		none	LTD	11.08	2.75	-	3.83	-	2.54	-	2.25	-	3.54	-
9	Brewer, Amanda		A	RFRO	11.43	2.80	-	2.94	-	2.83	-	2.86	-	3.10	-
10	Brulc, Aaron		A	RFRO	11.92	2.88	-	3.66	-	0.00	30.00	2.69	-	2.69	-
11	Owens, Shaun		U	RFRO	12.47	4.49	-	2.91	-	2.70	-	2.37	-	2.36	3.00
12	Cook, Frank		U	LTD	12.71	3.41	-	3.29	-	3.20	-	3.27	-	2.95	-
13	Back, Daniel		A	RFPO	13.34	3.32	-	4.12	-	6.37	-	2.63	-	3.27	-
14	Brandenburg, Brian		none	LTD	13.46	3.85	-	3.31	-	4.34	-	3.21	-	3.09	-
15	Bryant, Carole		U	RFPO	13.59	2.76	-	2.62	3.00	3.91	-	3.90	-	3.02	-
16	Davidson, Brad		A	LTD	13.66	3.53	-	3.17	-	4.99	-	3.64	-	3.32	-
17	Massie, Kevin		U	RFPI	13.87	3.63	-	3.30	-	4.28	-	2.79	-	4.15	-
18	Logan, Matt		A	LTD	14.35	3.63	-	3.40	-	4.54	-	3.38	-	3.94	-
19	Barr, Barbara		A	RFRO	14.61	3.28	-	30.00	-	4.23	-	3.53	-	3.57	-
20	Wesbrock, Ryker		A	RFRO	15.02	4.54	-	4.10	-	3.24	-	3.96	-	3.72	-
21	Utley, Hardy		A	LTD	15.05	2.85	-	2.98	-	4.79	-	5.97	-	4.43	-
22	Richardson, Jessie		A	LTD	15.78	4.65	-	3.53	-	4.97	-	4.10	-	3.50	-
23	Liau, James		A	LTD	15.99	3.75	-	4.32	-	4.56	-	4.49	-	3.43	-
24	Thompson, Rufus		none	RFPI	15.99	4.28	-	3.87	-	3.72	-	4.32	3.00	4.12	-
25	Decot, Donavon		U	LTD	16.98	4.71	-	4.78	-	3.73	-	6.63	-	3.76	-
26	Tillman, Trinity		A	LTD	17.01	4.12	-	5.37	-	4.16	-	4.15	-	4.58	-
27	Back, Russell		A	RFPI	17.46	3.12	-	3.90	-	5.20	-	19.58	-	5.24	-
28	Lurton, Jim		A	LTD	17.82	4.37	-	4.42	-	4.41	-	4.62	-	5.54	-
29	Barr, A.t.			RFRO	18.03	3.50	-	3.18	-	3.05	-	8.30	-	8.88	-
30	Dowell, Bryan		A	LTD	18.29	5.31	-	5.45	-	4.10	-	4.81	-	4.07	-
31	Hyde, Dennis		none	ISR	18.34	6.68	-	4.03	-	4.52	-	4.35	-	5.44	-
32	Fronk, Bob		U	LTD	18.61	4.42	-	4.54	-	5.77	-	4.66	-	4.99	-
33	Hyde, Bob		none	RFPI	19.24	4.52	-	5.90	-	8.42	-	4.61	-	4.21	-
34	Kriegler, Hillary		A	LTD	20.09	6.78	-	5.07	-	4.21	-	4.03	-	6.94	-
35	Lawless, Brad		A	RFRO	22.14	5.76	-	5.52	-	5.54	-	5.83	-	5.32	-
36	Adams, Matt		A	LTD	22.50	5.35	-	3.43	3.00	4.81	-	7.50	-	5.91	-
37	Decot, Stefani		U	RFPI	23.75	9.05	-	6.89	-	6.48	-	5.12	-	5.26	-
38	Wiggam, Mark		U	LTD	24.65	7.09	-	6.87	-	6.19	-	6.55	-	5.04	-

39	Sullivan, Suzanne		U	LTD	26.44	6.78	-	23.32	-	5.73	-	8.29	-	5.64	-
40	Decot, Miles		A	RFRO	28.09	5.94	-	5.66	-	21.19	-	3.90	-	12.59	-
41	Kennedy, Phillip		A	LTD	28.55	9.10	-	6.07	-	12.47	-	7.15	-	6.23	-
42	Logan, Ian		A	RFPI	29.87	30.00	-	9.92	-	5.91	-	9.11	-	4.93	-
43	Kriegler, Sam		A	LTD	30.10	5.93	-	5.37	3.00	9.62	-	9.35	-	6.45	-

Stage 3 – Bay 3



Start Position: Facing Down Range with Wrist above Shoulders and Firearm Holstered
***** (RimFire – Pointed at muzzle stick)

Course of Fire: Engage each target with 1 round – End with Stop Plate

Stop Plate : RED Plate

Maximum String Time : 30 Seconds

Penalties: 3 Seconds - Foot Fault, Creeping, Missing a Plate or out of order,
30 Seconds – Missing Stop Plate

*Missed Plates can not be made up after hitting the stop plate

Sticks 5-5"
Plates 5 – 12"
Box - 1


BGSL SteelShowdown
7/9/2016

Zipper - Combined

Final	Name	Number	Class	Division	Time	String 1		String 2		String 3		String 4		String 5	
						Raw	Pen	Raw	Pen	Raw	Pen	Raw	Pen	Raw	Pen
1	West, Barry		A	RFRO	9.60	2.66	-	2.23	-	2.31	-	2.40	-	3.22	-
2	Carroll, Kevin		U	RFRO	10.24	3.09	-	2.66	-	2.70	-	2.60	-	2.28	-
3	Katz, Scott		U	RFRO	10.57	3.50	-	2.54	-	2.99	-	2.26	-	2.78	-
4	Wesbrock, Ryker		A	RFRO	12.11	4.40	-	4.27	-	1.06	-	3.01	-	3.77	-
5	DeGrant, Ken		U	RFPI	13.28	3.47	-	3.33	-	3.41	-	3.58	-	3.07	-
6	Brulc, Aaron		A	RFRO	14.43	3.98	-	3.27	-	4.01	-	3.75	-	3.43	-
7	Owens, Brett		U	RFRO	16.09	4.21	-	3.39	-	4.53	-	4.39	-	4.10	-
8	Brewer, Amanda		A	RFRO	16.21	4.28	-	4.57	-	3.77	-	4.91	-	3.59	-
9	Decot, Miles		A	RFRO	17.53	4.79	-	6.27	-	3.96	-	5.31	-	3.47	-
10	Serafini, Brian		X	RFPO	17.97	17.06	-	3.96	-	4.14	-	3.55	-	6.32	-
11	Back, Russell		A	RFPI	18.63	5.91	3.00	5.00	-	5.23	-	4.30	-	4.10	-
12	Back, Daniel		A	RFPO	19.72	6.18	-	4.19	-	4.82	-	5.25	-	5.46	-
13	Cook, Frank		U	LTD	19.74	4.68	-	7.42	-	6.14	-	4.46	-	4.46	-
14	Davidson, Brad		A	LTD	20.11	5.32	-	5.37	-	4.79	-	4.63	-	6.61	-
15	Bryant, Carole		U	RFPO	20.44	4.93	-	5.51	-	5.29	-	6.22	-	4.71	-
16	Bowman, Todd		A	RFPI	20.90	5.01	-	4.14	-	5.55	-	8.32	-	6.20	-
17	Fronk, Bob		U	LTD	21.09	5.00	-	6.28	-	6.56	-	4.85	-	4.96	-
18	Barr, A.t.			RFRO	21.26	6.45	-	6.16	-	5.92	-	4.96	-	4.22	-
19	Owens, Shaun		U	RFRO	21.47	6.92	-	5.17	-	5.42	-	4.82	-	6.06	-
20	Massie, Kevin		U	RFPI	21.70	10.14	-	6.09	-	4.65	-	5.53	-	5.43	-
21	Liau, James		A	LTD	21.99	5.99	-	5.12	-	6.09	-	6.04	-	4.84	-
22	Tillman, Trinity		A	LTD	22.17	5.91	-	5.66	-	6.22	-	5.31	-	5.29	-
23	Thompson, Rufus		none	RFPI	22.38	8.12	-	6.12	-	5.79	-	5.39	-	5.08	-
24	Barr, Barbara		A	RFRO	22.95	6.16	-	5.24	-	5.33	-	6.22	-	6.87	3.00
25	Lawless, Brad		A	RFRO	23.01	5.64	-	4.25	-	6.83	-	6.29	-	11.98	-
26	Brandenburg, Brian		none	LTD	24.12	12.17	-	5.80	-	7.02	-	6.32	-	4.98	-
27	Hyde, Bob		none	RFPI	24.32	6.95	-	6.71	-	11.49	-	5.32	-	5.34	-
28	Dowell, Bryan		A	LTD	24.64	6.50	-	9.99	-	6.04	-	6.69	-	5.41	-
29	Utley, Hardy		A	LTD	24.78	5.83	-	6.45	-	4.58	-	7.92	-	9.03	-
30	Logan, Matt		A	LTD	25.16	5.40	-	5.63	-	5.79	-	8.84	-	8.34	-
31	Hyde, Dennis		none	ISR	25.64	7.34	-	5.84	-	7.79	-	6.31	-	6.15	-
32	Brandenburg, Casey		none	LTD	28.49	6.78	-	18.47	-	14.21	-	3.92	-	3.58	-
33	Richardson, Jessie		A	LTD	30.20	5.57	-	10.92	-	9.53	-	6.86	-	8.24	-
34	Adams, Matt		A	LTD	30.43	8.23	-	10.72	-	7.42	-	8.30	-	6.48	-
35	Kriegler, Hillary		A	LTD	30.81	10.65	-	7.81	-	9.23	3.00	7.36	-	4.99	-
36	Decot, Donavon		U	LTD	31.95	8.70	-	6.65	-	7.24	-	9.36	-	0.00	30.00
37	Wiggam, Mark		U	LTD	36.99	10.74	-	18.29	-	7.92	-	6.73	-	11.60	-
38	Decot, Stefani		U	RFPI	39.84	8.89	-	9.97	-	19.28	-	9.07	-	11.91	-

39	Kennedy, Phillip		A	LTD	41.38	11.36	-	12.25	-	8.10	-	11.38	-	10.54	-
40	Lurton, Jim		A	LTD	46.94	9.48	-	8.08	3.00	14.92	-	10.82	3.00	9.56	3.00
41	Sullivan, Suzanne		U	LTD	51.85	8.52	-	20.11	3.00	10.46	-	10.01	-	22.86	-
42	Logan, Ian		A	RFPI	58.74	13.07	-	15.99	-	8.02	-	21.66	-	30.00	-
43	Kriegler, Sam		A	LTD	60.78	17.86	3.00	19.06	6.00	7.71	-	17.22	3.00	11.99	-

Stage 4 – Bay 4



Start Position: Facing Down Range with Wrist above Shoulders and Firearm Holstered
***** (RimFire – Pointed at muzzle stick)

Course of Fire: Engage each target with 1 round – End with Stop Plate

Stop Plate : RED Plate

Maximum String Time : 30 Seconds

Penalties: 3 Seconds - Foot Fault, Creeping, Missing a Plate or out of order,
30 Seconds – Missing Stop Plate

*Missed Plates can not be made up after hitting the stop plate

Sticks 1-2', 2-4', 2-5'
Plates 3-10", 2-18"x24"
Box - 1

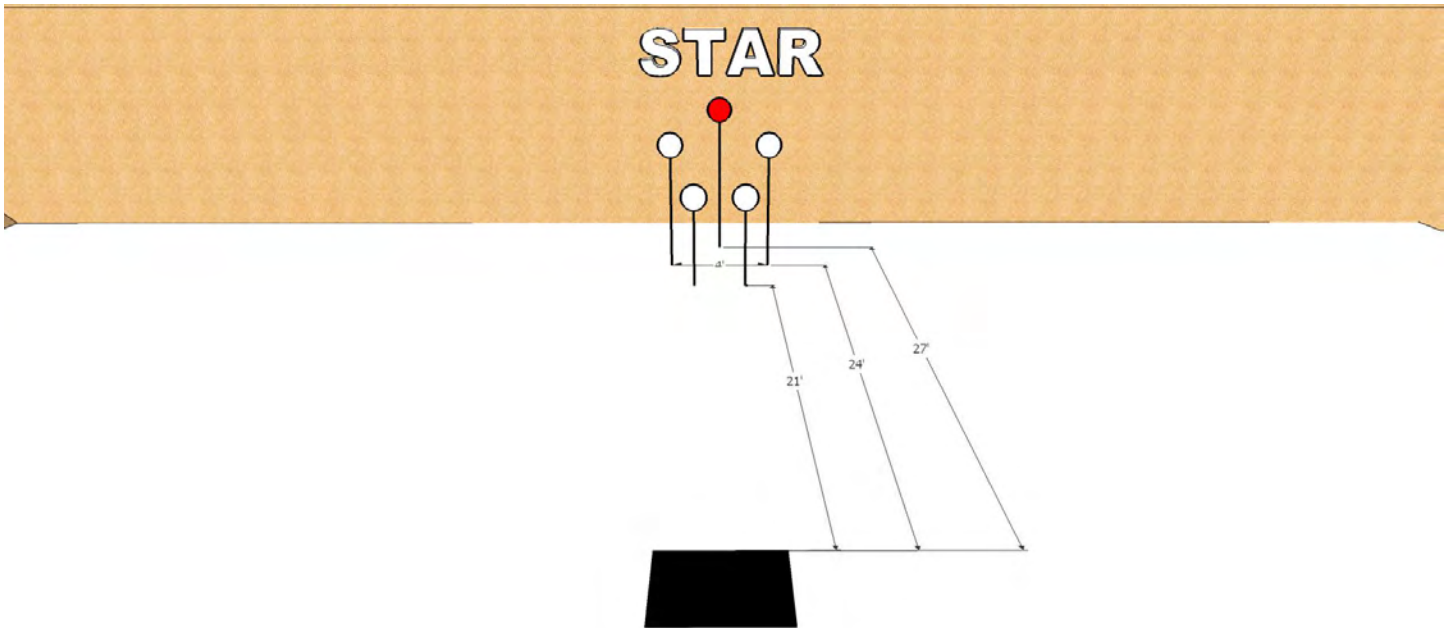
BGSL SteelShowdown
7/9/2016

Quick N Dead - Combined

Final	Name	Number	Class	Division	Time	String 1		String 2		String 3		String 4		String 5	
						Raw	Pen	Raw	Pen	Raw	Pen	Raw	Pen	Raw	Pen
1	Brulc, Aaron		A	RFRO	8.18	1.19	-	3.52	-	2.31	-	2.56	-	2.12	-
2	Katz, Scott		U	RFRO	9.38	2.10	-	2.66	-	2.18	-	13.03	-	2.44	-
3	West, Barry		A	RFRO	9.45	3.37	-	2.46	-	2.07	-	2.02	-	2.90	-
4	DeGrant, Ken		U	RFPI	10.35	2.91	-	3.15	-	2.21	-	2.83	-	2.40	-
5	Carroll, Kevin		U	RFRO	10.63	3.60	-	2.27	-	9.33	-	2.25	-	2.51	-
6	Owens, Brett		U	RFRO	12.66	3.23	-	4.70	-	4.01	-	3.01	-	2.41	-
7	Serafini, Brian		X	RFPO	12.80	4.14	-	4.05	-	3.03	-	3.00	-	2.72	-
8	Barr, A.t.			RFRO	13.46	4.18	-	3.81	-	3.35	-	2.94	-	3.36	-
9	Wesbrock, Ryker		A	RFRO	13.94	3.84	-	3.34	-	3.59	-	3.42	-	3.59	-
10	Bryant, Carole		U	RFPO	14.11	3.66	-	3.78	-	3.59	-	3.08	-	4.06	-
11	Brewer, Amanda		A	RFRO	15.01	4.77	-	4.64	-	3.68	-	2.99	-	3.70	-
12	Brandenburg, Casey		none	LTD	16.22	4.47	-	3.33	-	3.57	-	4.88	-	4.85	-
13	Richardson, Jessie		A	LTD	16.68	4.07	-	4.97	-	4.23	-	3.99	-	4.39	-
14	Cook, Frank		U	LTD	16.72	5.26	-	4.07	-	3.66	-	5.26	-	3.73	-
15	Logan, Matt		A	LTD	16.72	5.06	-	4.95	-	3.99	-	3.70	-	4.08	-
16	Decot, Miles		A	RFRO	17.71	4.94	-	4.12	-	3.40	-	5.25	-	5.71	-
17	Back, Daniel		A	RFPO	18.21	5.03	-	4.82	-	3.84	-	2.79	6.00	4.52	-
18	Lawless, Brad		A	RFRO	18.23	4.64	-	6.79	-	4.15	-	2.65	-	10.22	-
19	Bowman, Todd		A	RFPI	18.55	4.24	-	6.47	-	7.50	-	4.05	-	3.79	-
20	Hyde, Dennis		none	ISR	18.62	4.61	-	4.05	-	5.16	-	5.91	3.00	4.80	-
21	Liau, James		A	LTD	19.00	4.75	-	4.07	-	6.23	-	6.06	-	4.12	-
22	Utley, Hardy		A	LTD	19.31	5.99	-	3.80	-	5.53	-	5.20	-	4.78	-
23	Davidson, Brad		A	LTD	19.69	6.16	-	5.45	-	6.12	-	4.16	-	3.96	-
24	Thompson, Rufus		none	RFPI	19.72	4.94	-	4.69	-	5.49	-	4.79	-	5.30	-
25	Massie, Kevin		U	RFPI	20.22	3.42	-	6.47	-	6.03	-	5.71	-	5.06	-
26	Owens, Shaun		U	RFRO	20.37	4.06	-	3.67	-	6.85	-	3.51	3.00	6.13	-
27	Barr, Barbara		A	RFRO	21.54	4.50	-	4.99	3.00	4.95	-	4.10	-	30.00	-
28	Tillman, Trinity		A	LTD	21.82	6.53	-	5.13	3.00	5.87	-	4.51	-	4.91	-
29	Adams, Matt		A	LTD	22.18	6.25	-	6.43	-	11.29	-	4.23	-	5.27	-
30	Kriegler, Hillary		A	LTD	22.32	6.37	-	9.80	-	5.52	-	5.41	-	5.02	-
31	Fronk, Bob		U	LTD	22.64	4.76	-	6.16	-	4.68	3.00	5.25	-	6.47	-
32	Decot, Donavon		U	LTD	22.71	4.90	-	6.36	-	6.86	-	4.80	3.00	4.59	-
33	Kriegler, Sam		A	LTD	23.03	6.06	3.00	6.06	-	5.96	-	5.67	-	5.34	-
34	Hyde, Bob		none	RFPI	23.61	4.86	-	4.24	3.00	6.50	-	5.59	3.00	5.01	-
35	Brandenburg, Brian		none	LTD	24.50	8.34	-	6.83	-	5.30	-	7.94	-	4.43	-
36	Lurton, Jim		A	LTD	24.64	5.65	-	6.77	-	8.68	-	5.51	-	6.71	-
37	Kennedy, Phillip		A	LTD	28.50	7.39	-	6.80	-	8.39	-	8.83	-	5.92	-
38	Dowell, Bryan		A	LTD	28.87	8.02	-	8.56	-	5.41	-	18.88	3.00	6.88	-

39	Back, Russell		A	RFPI	31.07	3.95	-	3.89	-	17.70	-	5.53	-	434.00	-
40	Sullivan, Suzanne		U	LTD	31.62	6.94	-	6.48	-	18.81	-	10.99	-	7.21	-
41	Decot, Stefani		U	RFPI	38.62	9.36	3.00	10.49	3.00	9.36	-	8.38	-	8.52	-
42	Wiggam, Mark		U	LTD	38.97	7.10	-	16.68	-	13.79	-	9.62	-	8.46	-
43	Logan, Ian		A	RFPI	41.50	10.23	-	9.75	-	20.57	-	10.02	3.00	8.50	-

Stage 5 – Bay 5



Start Position: Facing Down Range with Wrist above Shoulders and Firearm Holstered
***** (RimFire – Pointed at muzzle stick)

Course of Fire: Engage each target with 1 round - End with Stop Plate

Stop Plate : RED Plate

Maximum String Time : 30 Seconds

Penalties: 3 Seconds - Foot Fault, Creeping, Missing a Plate or out of order,
30 Seconds – Missing Stop Plate

*Missed Plates can not be made up after hitting the stop plate

BGSL SteelShowdown
7/9/2016

Star - Combined

Final	Name	Number	Class	Division	Time	String 1		String 2		String 3		String 4		String 5	
						Raw	Pen	Raw	Pen	Raw	Pen	Raw	Pen	Raw	Pen
1	West, Barry		A	RFRO	8.18	2.19	-	1.96	-	2.14	-	2.42	-	1.89	-
2	Katz, Scott		U	RFRO	10.24	2.24	3.00	2.42	-	2.84	-	2.56	-	2.42	-
3	DeGrant, Ken		U	RFPI	11.31	2.99	-	4.61	-	2.82	-	3.10	-	2.40	-
4	Brulc, Aaron		A	RFRO	11.76	3.85	-	4.17	-	3.10	-	2.37	-	2.44	-
5	Carroll, Kevin		U	RFRO	11.98	3.68	-	3.98	-	1.86	-	10.71	-	2.46	-
6	Serafini, Brian		X	RFPO	12.18	2.67	-	4.23	-	2.88	-	2.62	-	4.01	-
7	Back, Daniel		A	RFPO	12.56	3.18	-	2.79	-	3.11	-	3.95	-	3.48	-
8	Barr, A.t.			RFRO	12.88	3.48	-	3.18	-	2.96	-	4.28	-	3.26	-
9	Bowman, Todd		A	RFPI	13.59	3.65	-	3.93	-	3.43	-	3.53	-	2.98	-
10	Owens, Brett		U	RFRO	13.65	3.51	-	3.33	-	4.39	-	3.25	-	3.56	-
11	Brandenburg, Casey		none	LTD	13.93	4.28	-	3.55	-	8.00	-	2.90	-	3.20	-
12	Brewer, Amanda		A	RFRO	14.02	4.30	-	3.56	-	4.58	-	3.46	-	2.70	-
13	Barr, Barbara		A	RFRO	14.58	4.16	-	3.83	-	3.22	-	3.85	-	3.68	-
14	Wesbrock, Ryker		A	RFRO	15.01	3.94	-	3.73	-	4.83	-	3.81	-	3.53	-
15	Richardson, Jessie		A	LTD	15.30	3.90	-	4.03	-	3.88	-	5.31	-	3.49	-
16	Bryant, Carole		U	RFPO	15.36	4.79	-	20.70	-	3.40	-	3.49	-	3.68	-
17	Owens, Shaun		U	RFRO	15.79	4.72	-	4.29	-	4.01	-	3.31	-	4.18	-
18	Logan, Matt		A	LTD	15.89	3.37	-	4.19	-	3.55	-	5.72	-	4.78	-
19	Brandenburg, Brian		none	LTD	16.18	5.36	-	4.17	-	4.12	-	4.04	-	3.85	-
20	Utley, Hardy		A	LTD	16.23	3.88	-	4.01	-	4.39	-	6.47	-	3.95	-
21	Cook, Frank		U	LTD	16.39	3.82	-	5.32	-	4.72	-	4.03	-	3.82	-
22	Davidson, Brad		A	LTD	17.01	4.56	-	3.88	-	9.86	-	4.20	-	4.37	-
23	Back, Russell		A	RFPI	17.29	5.53	-	3.81	-	3.39	-	4.70	-	5.39	-
24	Hyde, Bob		none	RFPI	18.39	4.31	-	5.49	-	4.37	-	4.22	-	7.35	-
25	Thompson, Rufus		none	RFPI	18.41	4.92	-	4.32	-	4.61	-	5.54	-	4.56	-
26	Massie, Kevin		U	RFPI	18.79	7.47	-	3.56	-	3.96	-	38.54	-	3.80	-
27	Decot, Donavon		U	LTD	19.02	14.28	-	5.42	-	4.41	-	4.42	-	4.77	-
28	Fronk, Bob		U	LTD	19.43	5.95	-	5.52	-	5.42	-	3.90	-	4.59	-
29	Liau, James		A	LTD	20.41	6.12	-	6.32	-	4.54	-	5.38	-	4.37	-
30	Decot, Miles		A	RFRO	20.91	5.30	-	8.12	-	5.31	-	4.65	-	5.65	-
31	Tillman, Trinity		A	LTD	20.99	5.01	-	6.30	-	5.86	-	4.52	-	5.60	-
32	Lurton, Jim		A	LTD	21.23	4.30	-	5.52	-	5.71	-	5.70	-	7.10	3.00
33	Kriegler, Hillary		A	LTD	22.62	6.19	-	7.09	-	5.19	-	5.86	-	5.38	-
34	Hyde, Dennis		none	ISR	23.18	23.71	-	4.73	-	7.84	-	5.69	-	4.92	-
35	Adams, Matt		A	LTD	23.68	6.77	-	4.80	-	5.16	-	6.95	-	16.40	-
36	Kriegler, Sam		A	LTD	23.87	5.02	-	6.57	-	5.47	-	9.06	-	6.81	-
37	Dowell, Bryan		A	LTD	25.19	4.94	-	9.15	-	6.18	-	4.92	-	9.47	-
38	Kennedy, Phillip		A	LTD	25.88	6.92	-	9.02	-	5.82	-	7.19	-	5.95	-

39	Lawless, Brad		A	RFRO	26.01	7.76	-	6.62	-	6.01	-	30.00	-	5.62	-
40	Sullivan, Suzanne		U	LTD	27.30	9.38	-	5.49	-	6.02	-	7.32	-	8.47	-
41	Wiggam, Mark		U	LTD	27.32	17.22	-	6.90	-	5.76	-	5.46	-	9.20	-
42	Logan, Ian		A	RFPI	29.47	7.38	-	6.67	-	8.78	-	6.64	-	12.84	-
43	Decot, Stefani		U	RFPI	31.39	7.21	-	8.14	-	9.56	-	6.48	-	10.92	-